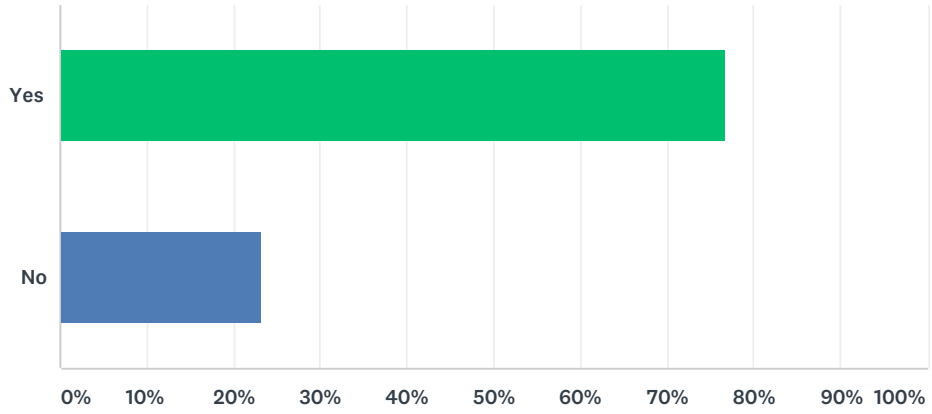


Q1 Are you familiar with the facilities and programs offered by Hazel Park?

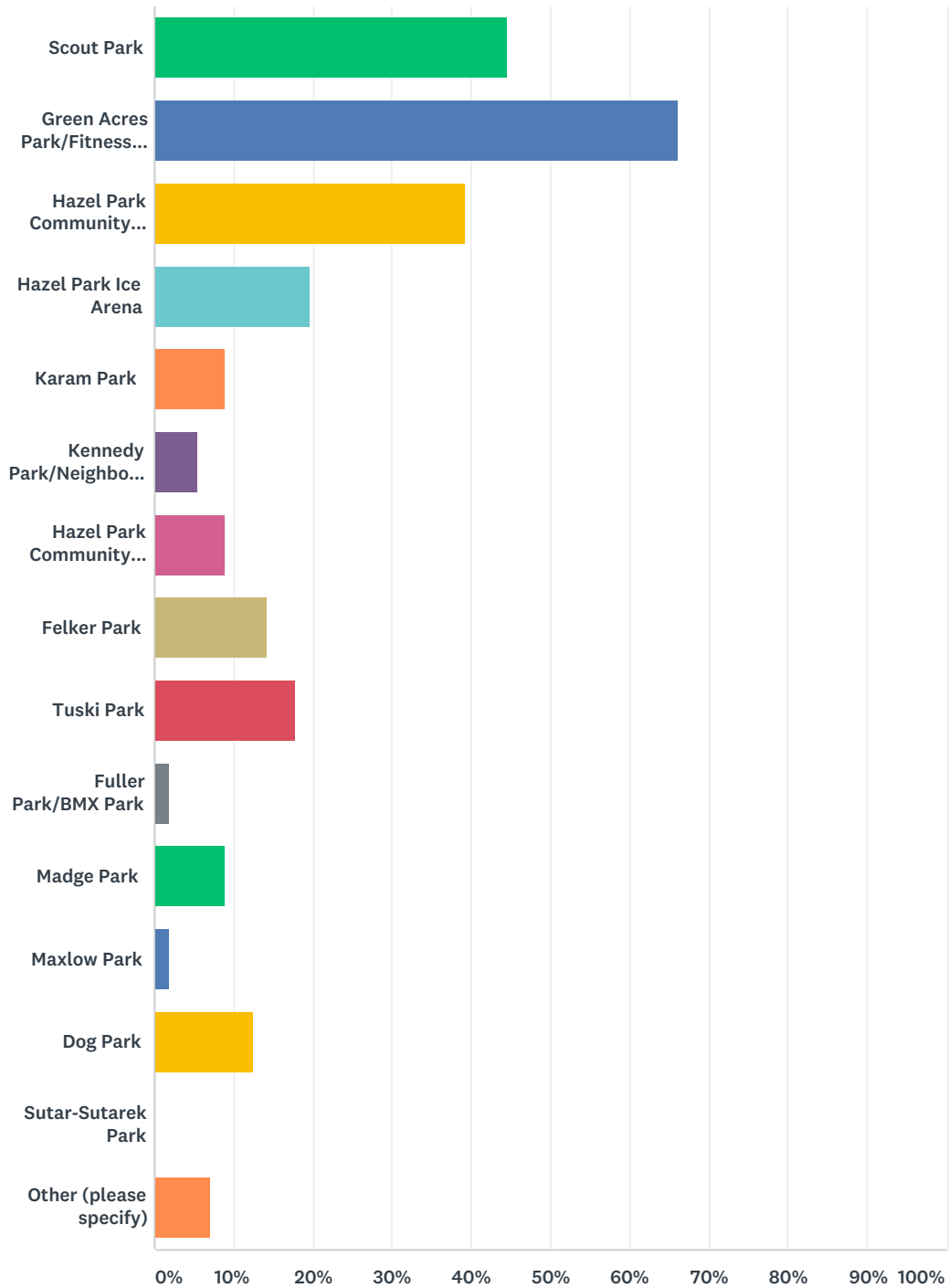
Answered: 56 Skipped: 1



ANSWER CHOICES	RESPONSES	
Yes	76.79%	43
No	23.21%	13
TOTAL		56

Q2 As a resident, what facilities do you most frequently visit (please select all that apply)?

Answered: 56 Skipped: 1



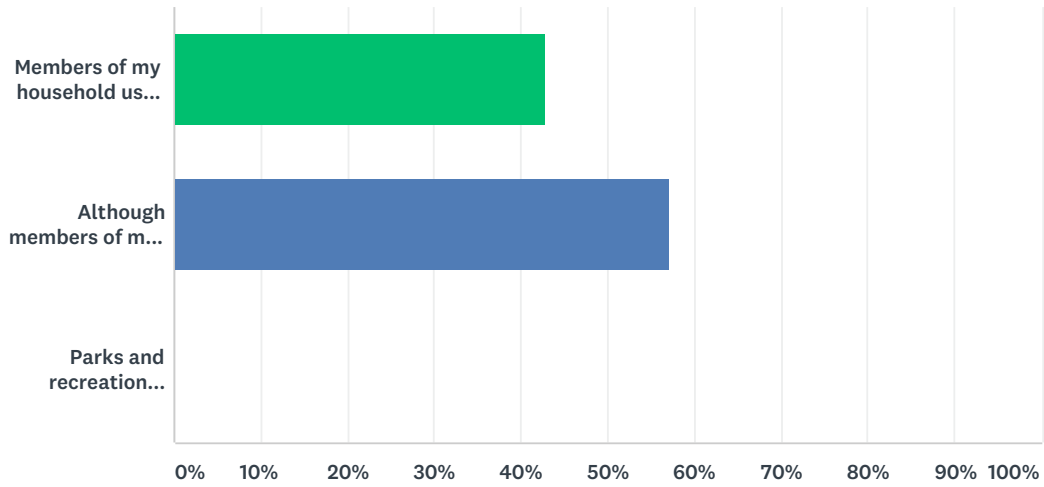
ANSWER CHOICES	RESPONSES	
Scout Park	44.64%	25
Green Acres Park/Fitness Park	66.07%	37

HP Parks and Recreation Plan Amendment Survey

Hazel Park Community Center	39.29%	22
Hazel Park Ice Arena	19.64%	11
Karam Park	8.93%	5
Kennedy Park/Neighborhood Enrichment Garden	5.36%	3
Hazel Park Community Garden	8.93%	5
Felker Park	14.29%	8
Tuski Park	17.86%	10
Fuller Park/BMX Park	1.79%	1
Madge Park	8.93%	5
Maxlow Park	1.79%	1
Dog Park	12.50%	7
Sutar-Sutarek Park	0.00%	0
Other (please specify)	7.14%	4
Total Respondents: 56		

Q3 Which one of the following three statements comes closest to the way you feel about parks and programs in your community?

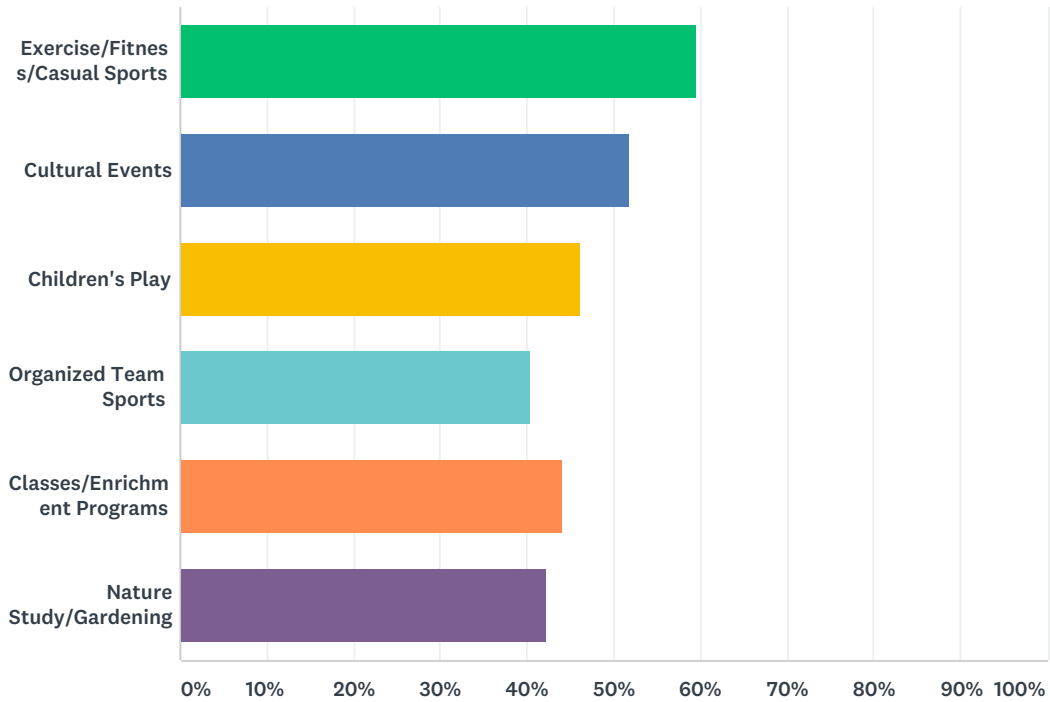
Answered: 56 Skipped: 1



ANSWER CHOICES	RESPONSES	
Members of my household use parks and recreation programs on a regular basis and I believe that these services are important to quality of life.	42.86%	24
Although members of my household do not use parks and recreation programs frequently, I believe that these services are important to quality of life.	57.14%	32
Parks and recreation programs are not important to quality of life.	0.00%	0
TOTAL		56

Q4 In general, what kind of recreation/leisure activities do you and your family members participate in (please select all that apply)?

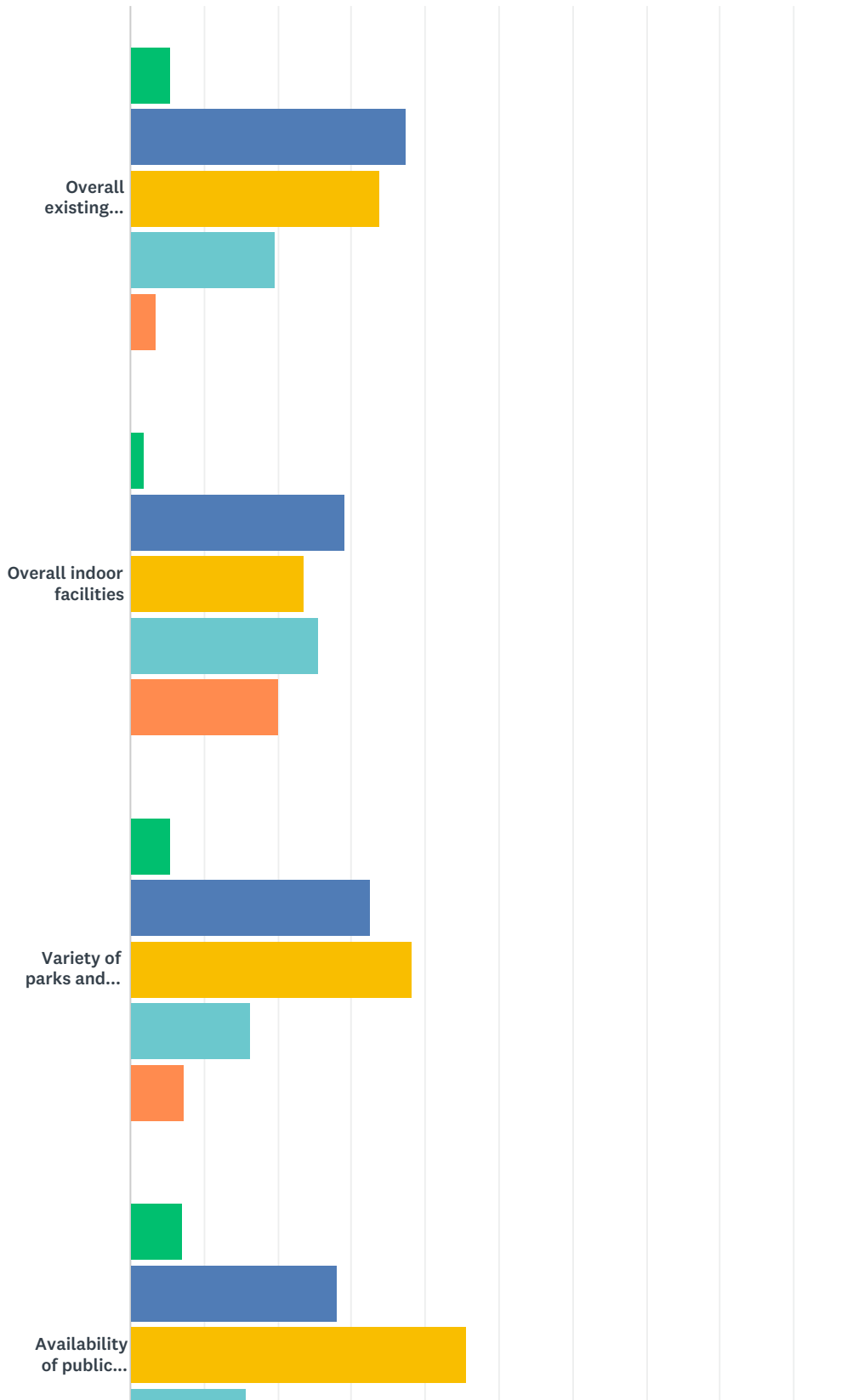
Answered: 52 Skipped: 5



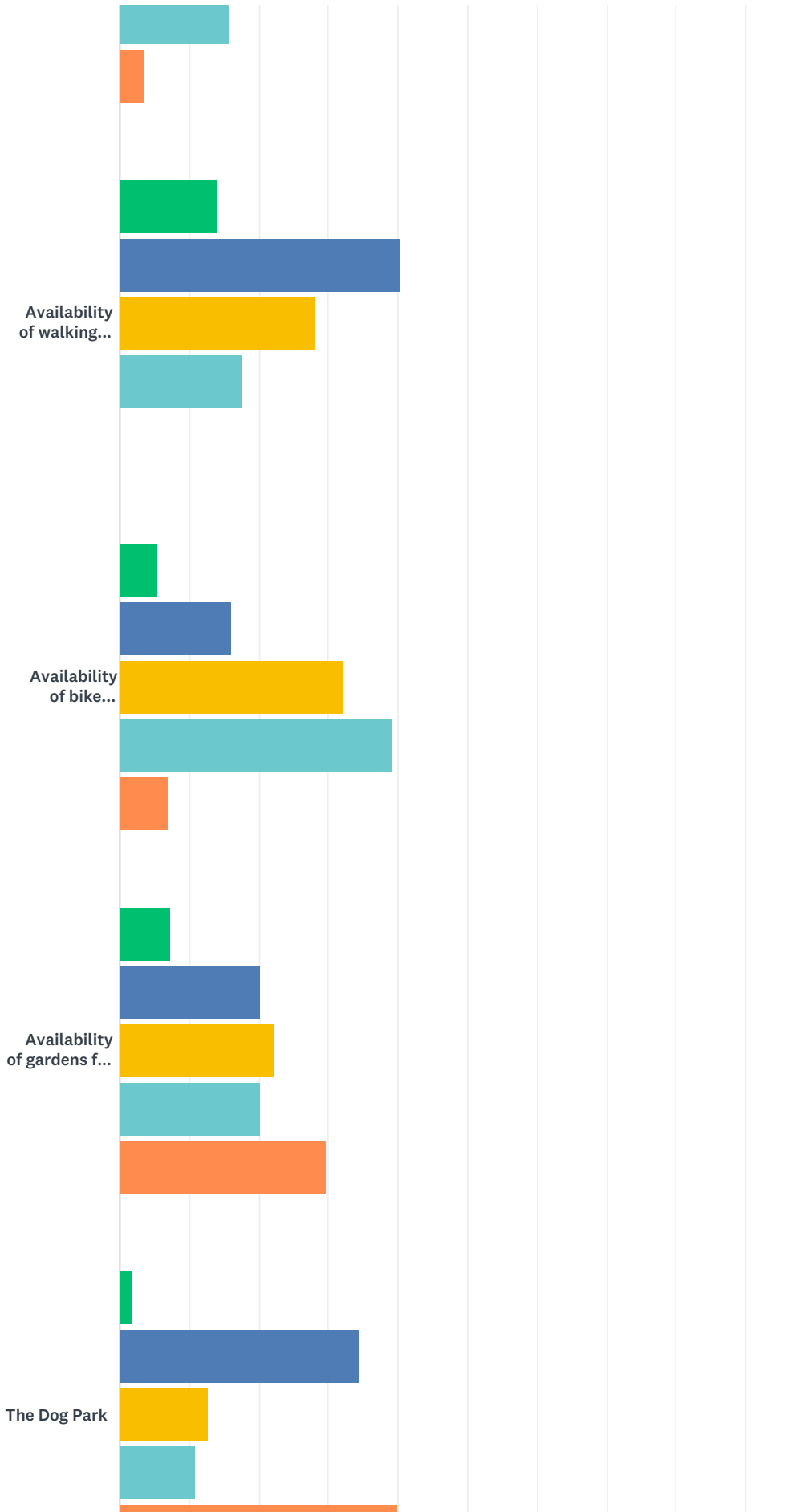
ANSWER CHOICES	RESPONSES	
Exercise/Fitness/Casual Sports	59.62%	31
Cultural Events	51.92%	27
Children's Play	46.15%	24
Organized Team Sports	40.38%	21
Classes/Enrichment Programs	44.23%	23
Nature Study/Gardening	42.31%	22
Total Respondents: 52		

Q5 Please rate the following aspects of public parks, recreation facilities, and spaces in Hazel Park:

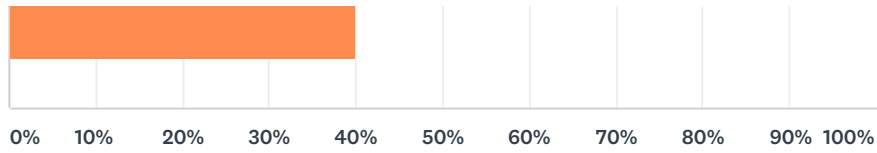
Answered: 57 Skipped: 0



HP Parks and Recreation Plan Amendment Survey



HP Parks and Recreation Plan Amendment Survey

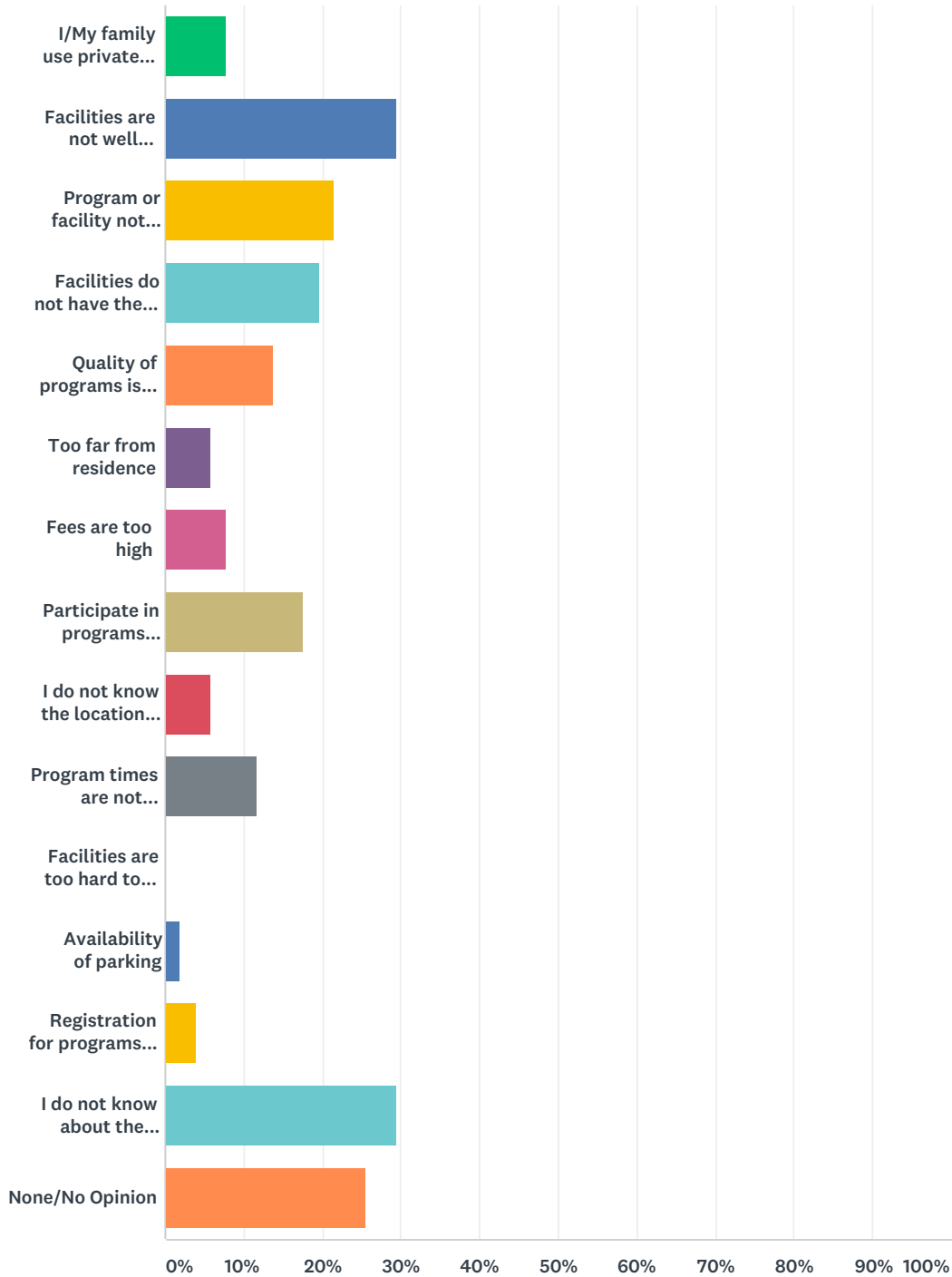


■ Excellent
 ■ Good
 ■ Fair
 ■ Poor
 ■ No Opinion

	EXCELLENT	GOOD	FAIR	POOR	NO OPINION	TOTAL
Overall existing outdoor facilities	5.36% 3	37.50% 21	33.93% 19	19.64% 11	3.57% 2	56
Overall indoor facilities	1.82% 1	29.09% 16	23.64% 13	25.45% 14	20.00% 11	55
Variety of parks and recreation facilities	5.45% 3	32.73% 18	38.18% 21	16.36% 9	7.27% 4	55
Availability of public spaces where people want to spend time and feel safe	7.02% 4	28.07% 16	45.61% 26	15.79% 9	3.51% 2	57
Availability of walking paths (including sidewalks)	14.04% 8	40.35% 23	28.07% 16	17.54% 10	0.00% 0	57
Availability of bike facilities and paths	5.36% 3	16.07% 9	32.14% 18	39.29% 22	7.14% 4	56
Availability of gardens for public use	7.41% 4	20.37% 11	22.22% 12	20.37% 11	29.63% 16	54
The Dog Park	1.82% 1	34.55% 19	12.73% 7	10.91% 6	40.00% 22	55

Q6 If you do not frequent City parks, recreation facilities, and/or programs, please select the reasons that prevent you or members of your household from doing so (select all that apply):

Answered: 51 Skipped: 6



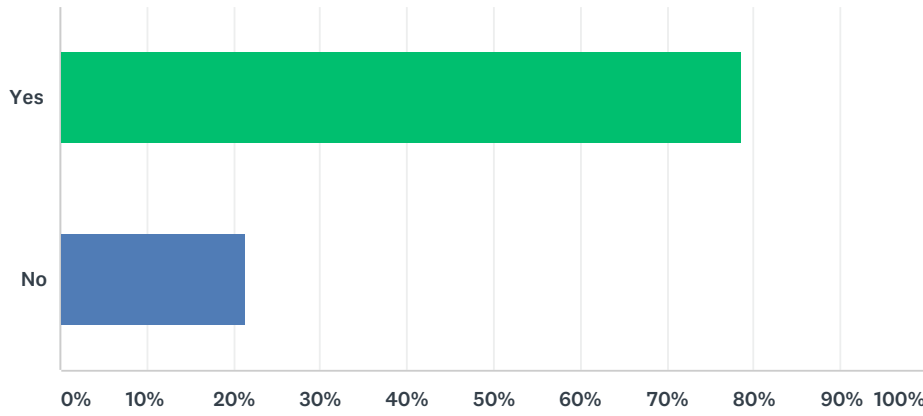
ANSWER CHOICES	RESPONSES
I/My family use private facilities and programs	7.84% 4

HP Parks and Recreation Plan Amendment Survey

Facilities are not well maintained	29.41%	15
Program or facility not offered	21.57%	11
Facilities do not have the right equipments	19.61%	10
Quality of programs is poor	13.73%	7
Too far from residence	5.88%	3
Fees are too high	7.84%	4
Participate in programs provided by other communities or organizations	17.65%	9
I do not know the location of parks and facilities	5.88%	3
Program times are not convenient	11.76%	6
Facilities are too hard to reach, poor access	0.00%	0
Availability of parking	1.96%	1
Registration for programs is too difficult	3.92%	2
I do not know about the programs offered	29.41%	15
None/No Opinion	25.49%	13
Total Respondents: 51		

Q7 Are you willing to travel outside of Hazel Park to participate with programs shared with sister cities (for example, Ferndale)?

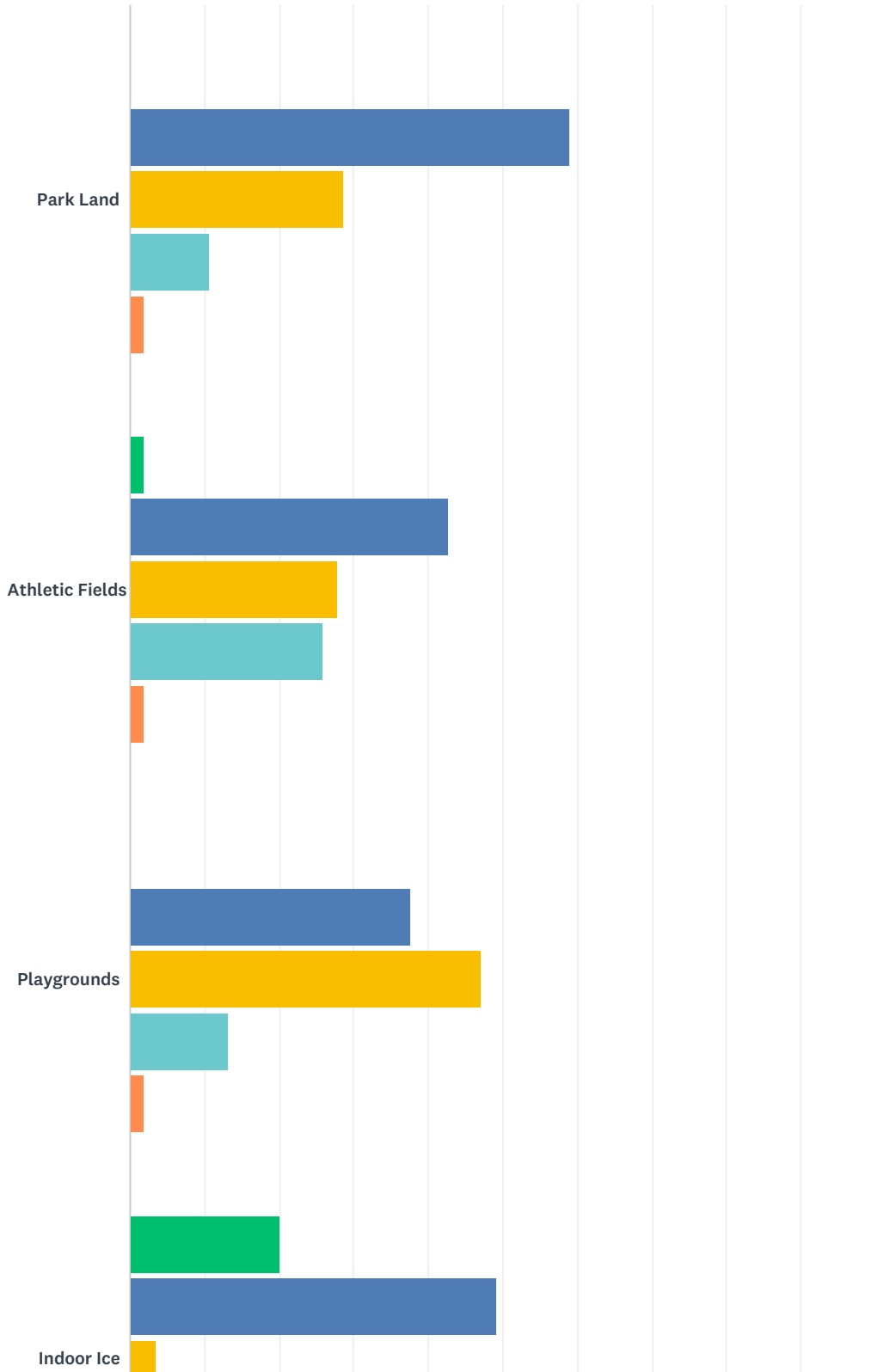
Answered: 56 Skipped: 1



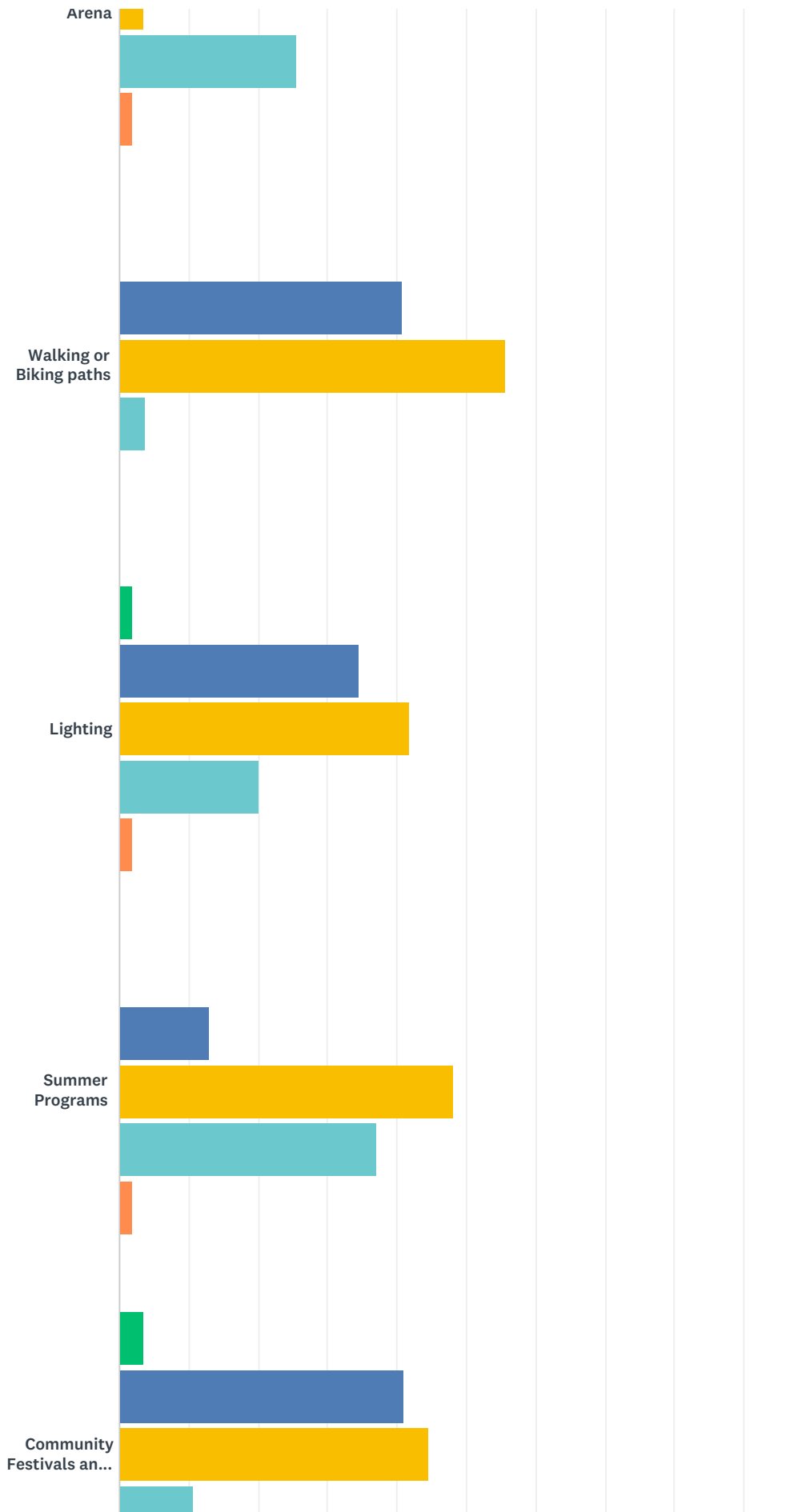
ANSWER CHOICES	RESPONSES	
Yes	78.57%	44
No	21.43%	12
TOTAL		56

Q8 Please identify if you feel the current facilities and recreation programs in your community fall short of meeting the needs, meet needs, or exceed what is needed.

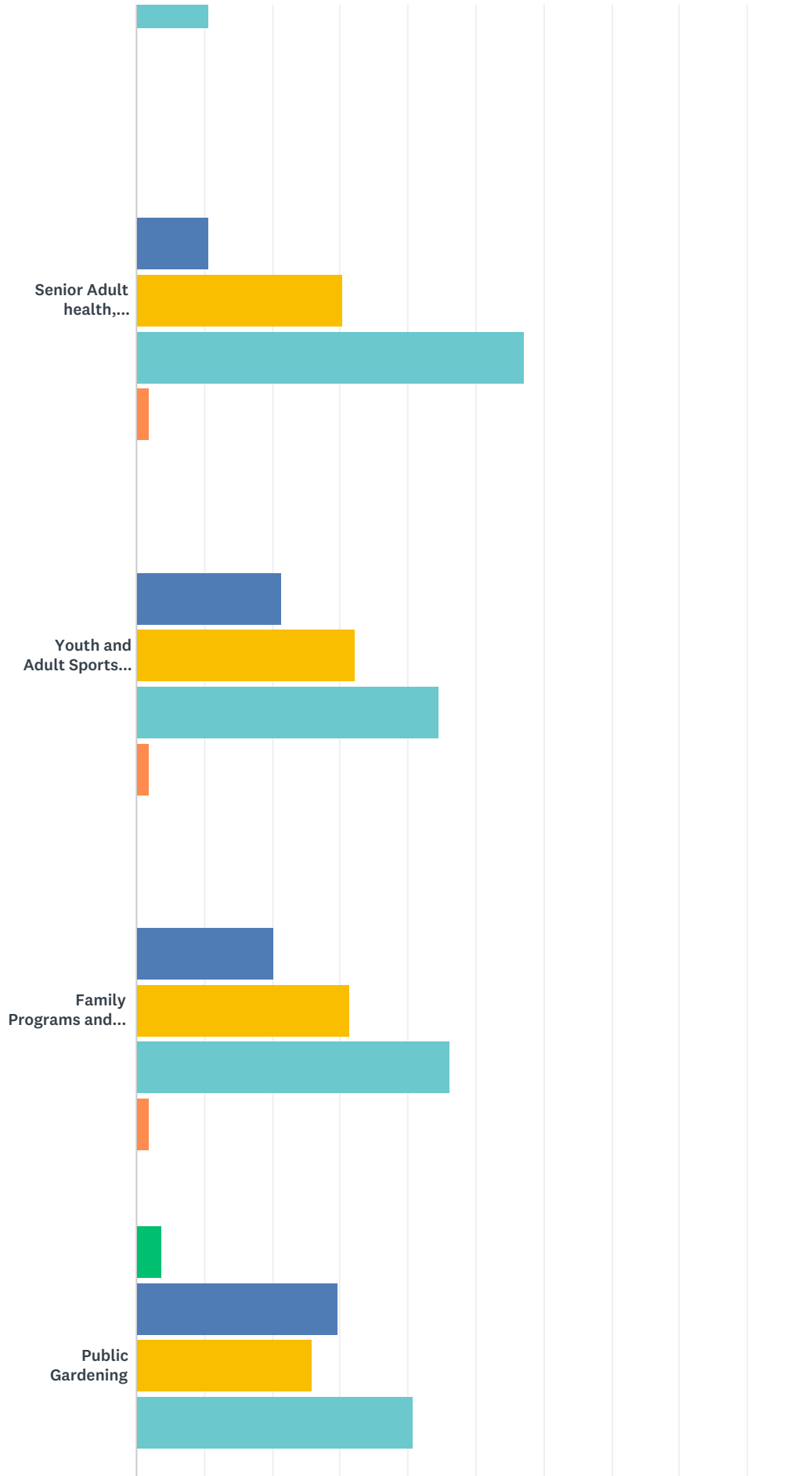
Answered: 56 Skipped: 1



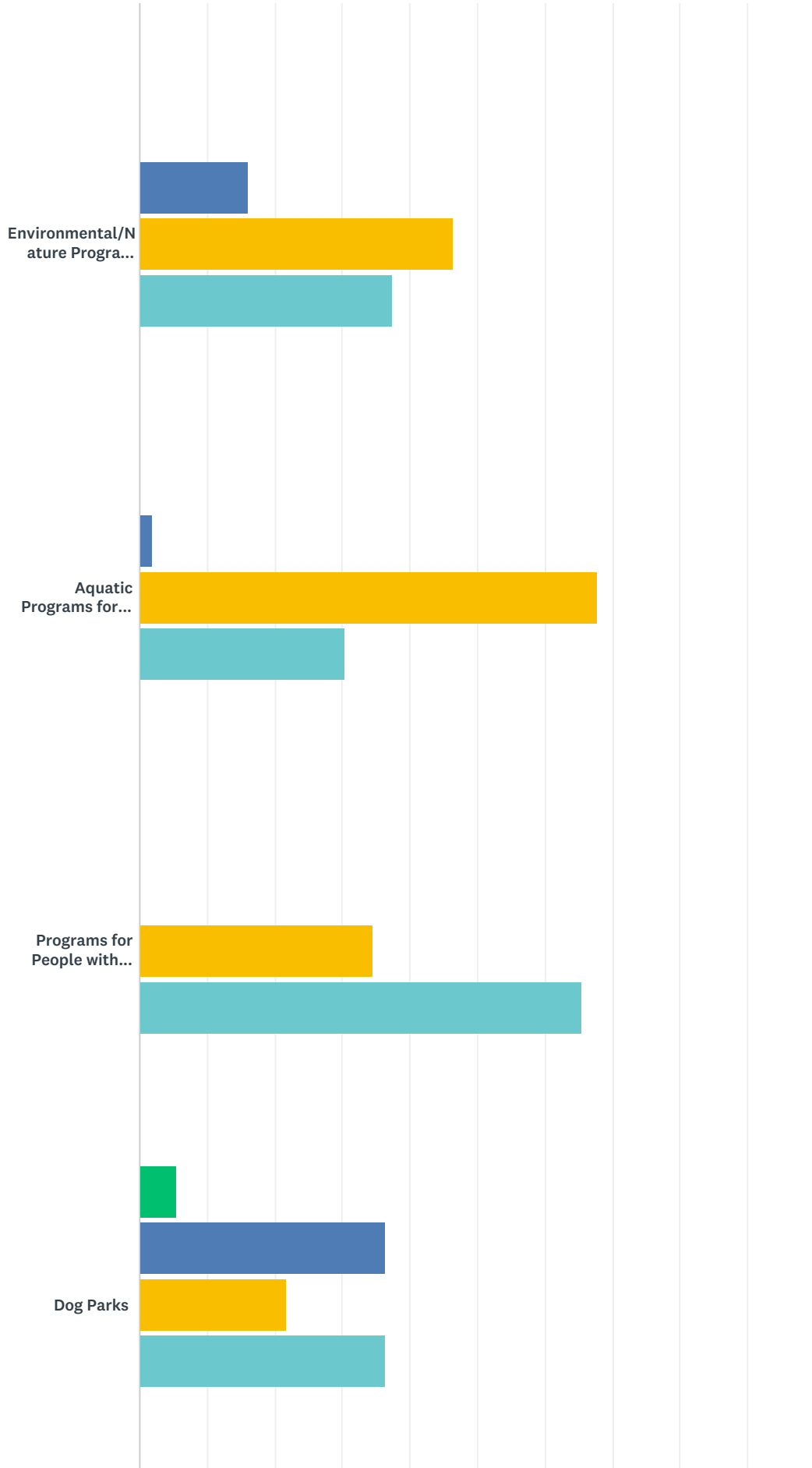
HP Parks and Recreation Plan Amendment Survey



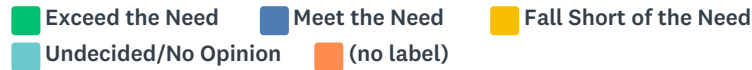
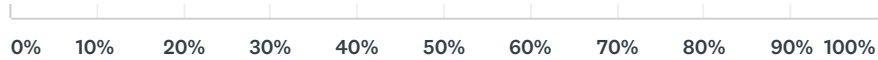
HP Parks and Recreation Plan Amendment Survey



HP Parks and Recreation Plan Amendment Survey



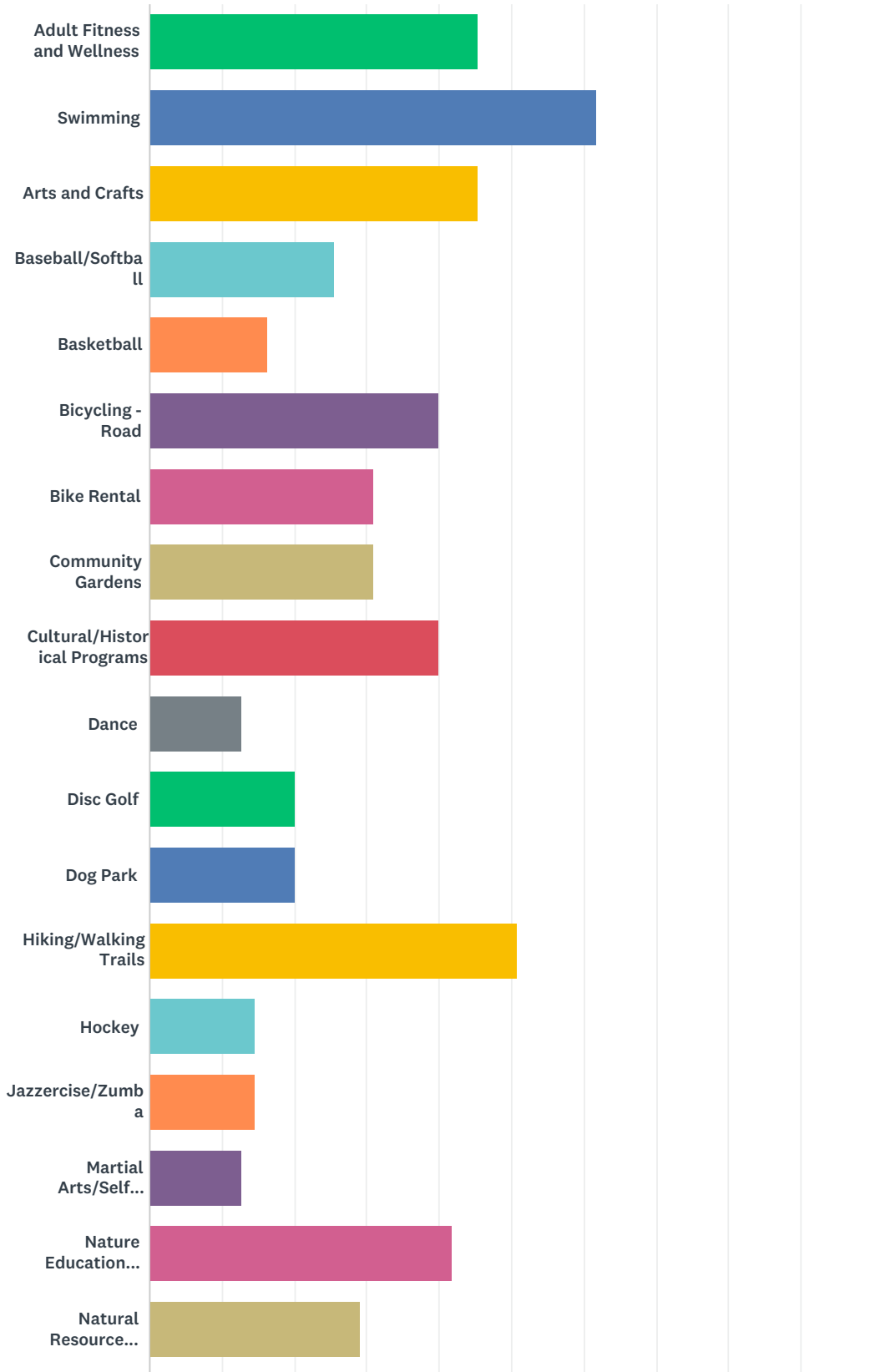
HP Parks and Recreation Plan Amendment Survey



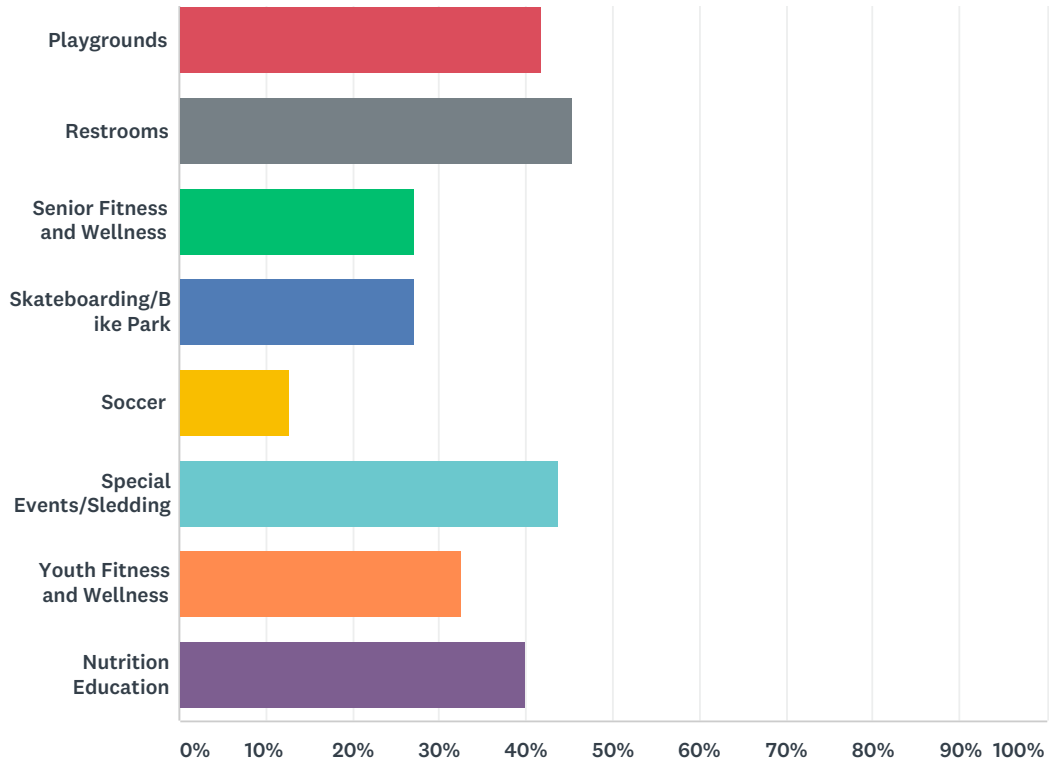
	EXCEED THE NEED	MEET THE NEED	FALL SHORT OF THE NEED	UNDECIDED/NO OPINION	(NO LABEL)	TOTAL
Park Land	0.00% 0	58.93% 33	28.57% 16	10.71% 6	1.79% 1	56
Athletic Fields	1.85% 1	42.59% 23	27.78% 15	25.93% 14	1.85% 1	54
Playgrounds	0.00% 0	37.74% 20	47.17% 25	13.21% 7	1.89% 1	53
Indoor Ice Arena	20.00% 11	49.09% 27	3.64% 2	25.45% 14	1.82% 1	55
Walking or Biking paths	0.00% 0	40.74% 22	55.56% 30	3.70% 2	0.00% 0	54
Lighting	1.82% 1	34.55% 19	41.82% 23	20.00% 11	1.82% 1	55
Summer Programs	0.00% 0	12.96% 7	48.15% 26	37.04% 20	1.85% 1	54
Community Festivals and Special Events (for example, the Art Fair)	3.57% 2	41.07% 23	44.64% 25	10.71% 6	0.00% 0	56
Senior Adult health, Fitness, Social Programs	0.00% 0	10.71% 6	30.36% 17	57.14% 32	1.79% 1	56
Youth and Adult Sports Programs	0.00% 0	21.43% 12	32.14% 18	44.64% 25	1.79% 1	56
Family Programs and Activities	0.00% 0	20.37% 11	31.48% 17	46.30% 25	1.85% 1	54
Public Gardening	3.70% 2	29.63% 16	25.93% 14	40.74% 22	0.00% 0	54
Environmental/Nature Programs, Activities or Events	0.00% 0	16.07% 9	46.43% 26	37.50% 21	0.00% 0	56
Aquatic Programs for People of All Ages	0.00% 0	1.79% 1	67.86% 38	30.36% 17	0.00% 0	56
Programs for People with Disabilities	0.00% 0	0.00% 0	34.55% 19	65.45% 36	0.00% 0	55
Dog Parks	5.45% 3	36.36% 20	21.82% 12	36.36% 20	0.00% 0	55

Q9 What new or enhanced features would you like to see within Hazel Park (check all that apply)?

Answered: 55 Skipped: 2



HP Parks and Recreation Plan Amendment Survey



ANSWER CHOICES	RESPONSES	
Adult Fitness and Wellness	45.45%	25
Swimming	61.82%	34
Arts and Crafts	45.45%	25
Baseball/Softball	25.45%	14
Basketball	16.36%	9
Bicycling - Road	40.00%	22
Bike Rental	30.91%	17
Community Gardens	30.91%	17
Cultural/Historical Programs	40.00%	22
Dance	12.73%	7
Disc Golf	20.00%	11
Dog Park	20.00%	11
Hiking/Walking Trails	50.91%	28
Hockey	14.55%	8
Jazzercise/Zumba	14.55%	8
Martial Arts/Self Defense	12.73%	7
Nature Education Programs	41.82%	23
Natural Resource Management	29.09%	16

HP Parks and Recreation Plan Amendment Survey

Playgrounds	41.82%	23
Restrooms	45.45%	25
Senior Fitness and Wellness	27.27%	15
Skateboarding/Bike Park	27.27%	15
Soccer	12.73%	7
Special Events/Sledding	43.64%	24
Youth Fitness and Wellness	32.73%	18
Nutrition Education	40.00%	22
Total Respondents: 55		

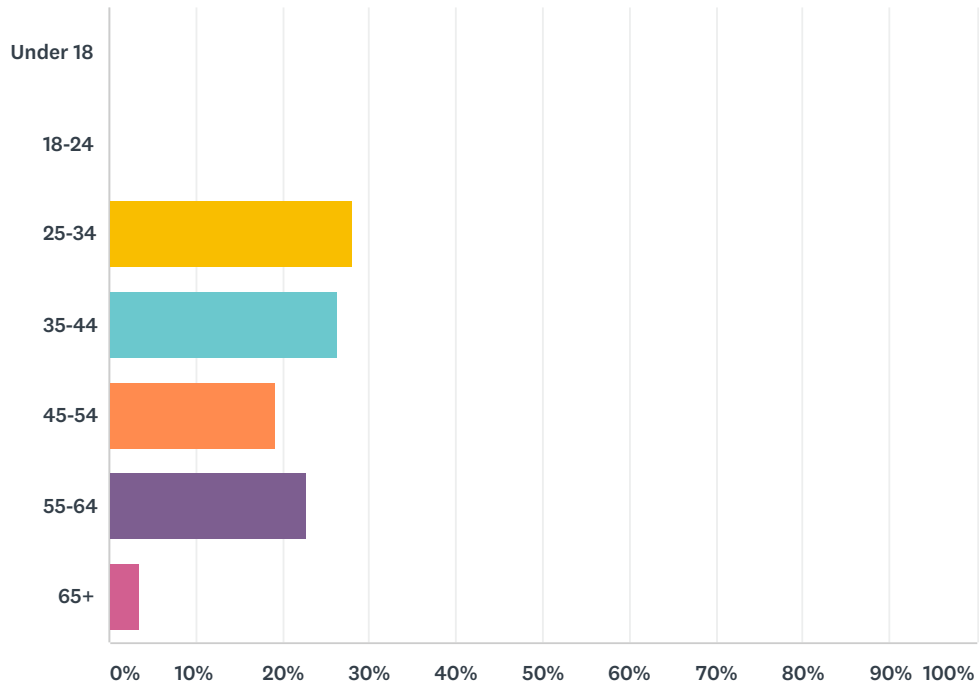
Q10 What do you feel are the top three (3) recreational priorities for Hazel Park in the next 10 years?

Answered: 47 Skipped: 10

ANSWER CHOICES	RESPONSES	
#1 Priority	100.00%	47
#2 Priority	89.36%	42
#3 Priority	76.60%	36

Q11 What is your age?

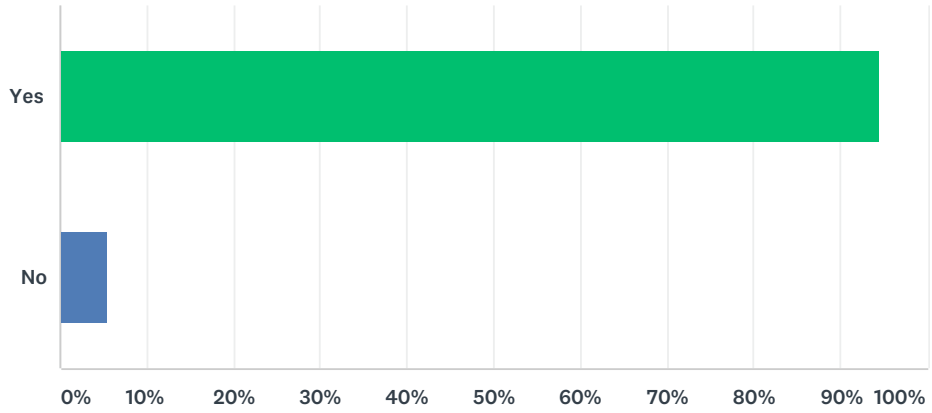
Answered: 57 Skipped: 0



ANSWER CHOICES	RESPONSES	
Under 18	0.00%	0
18-24	0.00%	0
25-34	28.07%	16
35-44	26.32%	15
45-54	19.30%	11
55-64	22.81%	13
65+	3.51%	2
TOTAL		57

Q12 Do you live in Hazel Park?

Answered: 56 Skipped: 1



ANSWER CHOICES	RESPONSES	
Yes	94.64%	53
No	5.36%	3
TOTAL		56

Q13 Please feel free to leave any additional comments that were not addressed in the above questions.

Answered: 12 Skipped: 45