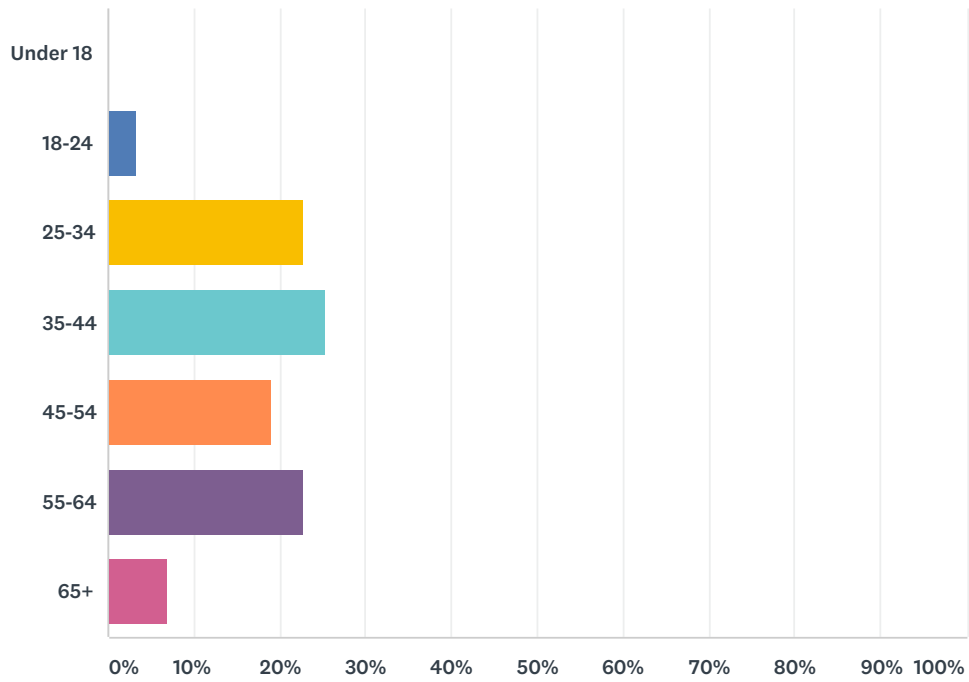


Q1 How old are you?

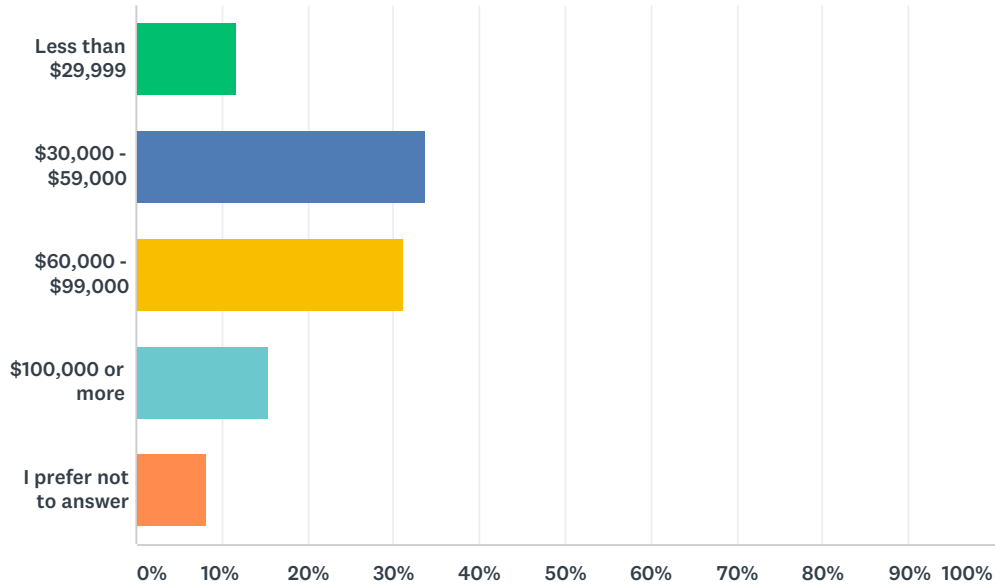
Answered: 273 Skipped: 0



ANSWER CHOICES	RESPONSES	
Under 18	0.00%	0
18-24	3.30%	9
25-34	22.71%	62
35-44	25.27%	69
45-54	19.05%	52
55-64	22.71%	62
65+	6.96%	19
TOTAL		273

Q2 Please select your annual household income.

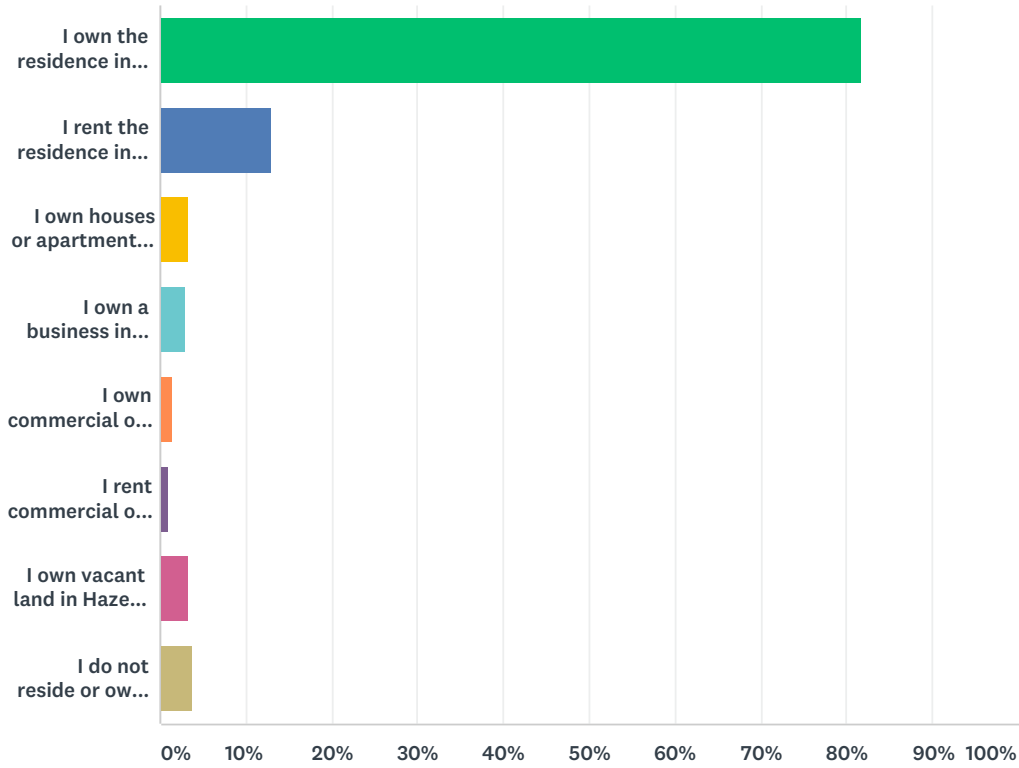
Answered: 273 Skipped: 0



ANSWER CHOICES	RESPONSES	
Less than \$29,999	11.72%	32
\$30,000 - \$59,000	33.70%	92
\$60,000 - \$99,000	31.14%	85
\$100,000 or more	15.38%	42
I prefer not to answer	8.06%	22
TOTAL		273

Q3 Please choose all that apply.

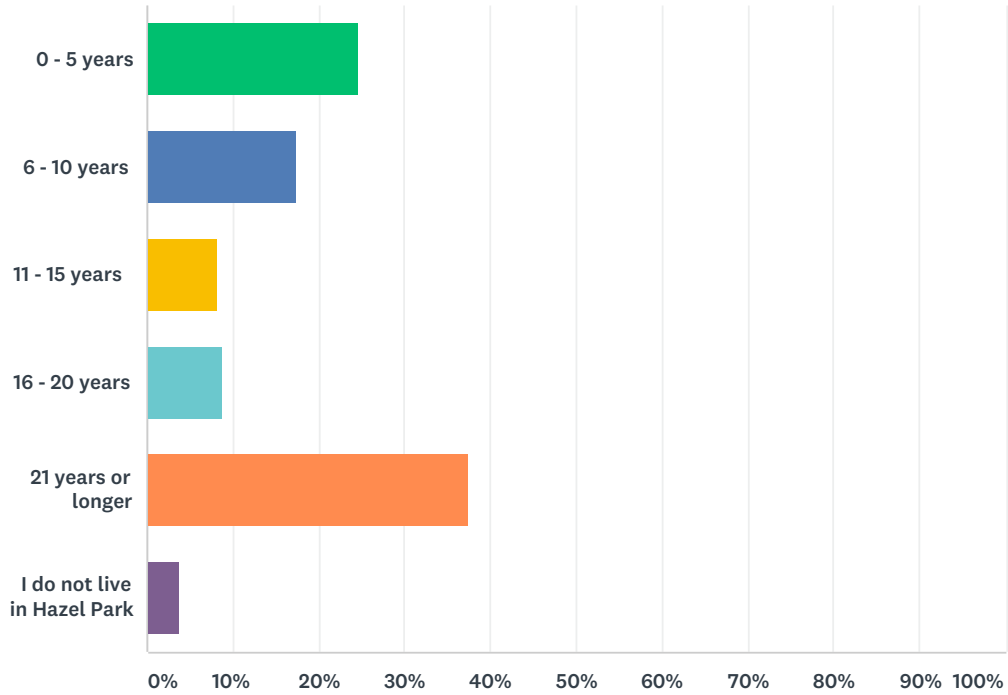
Answered: 269 Skipped: 4



ANSWER CHOICES	RESPONSES	
I own the residence in which I live in Hazel Park	81.78%	220
I rent the residence in which I live in Hazel Park	13.01%	35
I own houses or apartments that I rent to others in Hazel Park	3.35%	9
I own a business in Hazel Park	2.97%	8
I own commercial or industrial property in Hazel Park	1.49%	4
I rent commercial or industrial property in Hazel Park	1.12%	3
I own vacant land in Hazel Park	3.35%	9
I do not reside or own property in Hazel Park	3.72%	10
Total Respondents: 269		

Q4 How long have you lived in Hazel Park?

Answered: 272 Skipped: 1



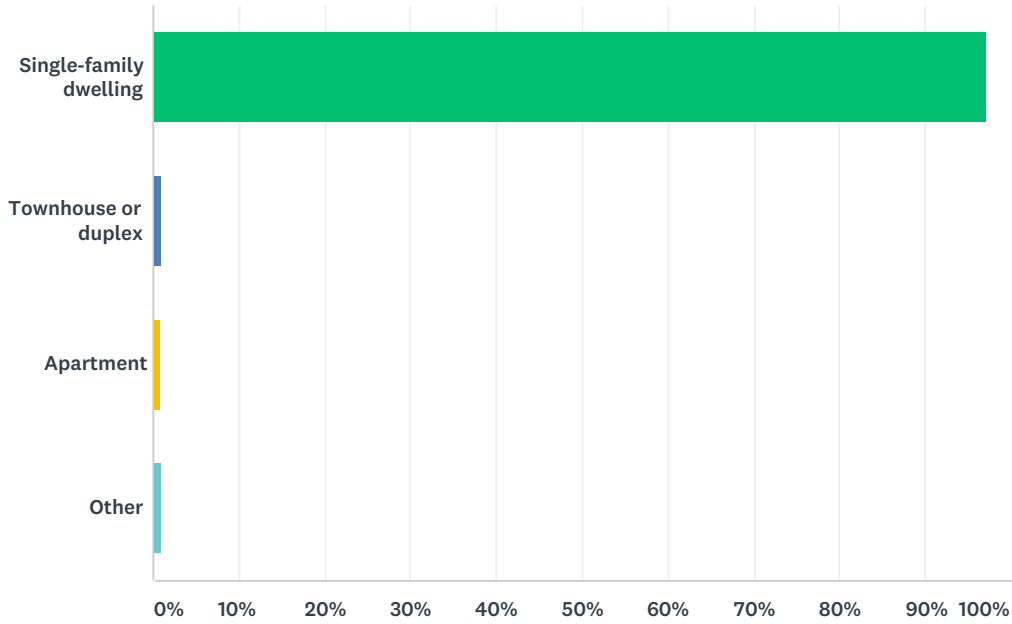
ANSWER CHOICES	RESPONSES	
0 - 5 years	24.63%	67
6 - 10 years	17.28%	47
11 - 15 years	8.09%	22
16 - 20 years	8.82%	24
21 years or longer	37.50%	102
I do not live in Hazel Park	3.68%	10
TOTAL		272

Q5 If you do not live in Hazel Park, please indicate where you live.

Answered: 50 Skipped: 223

Q6 Please select the term that best describes your residence.

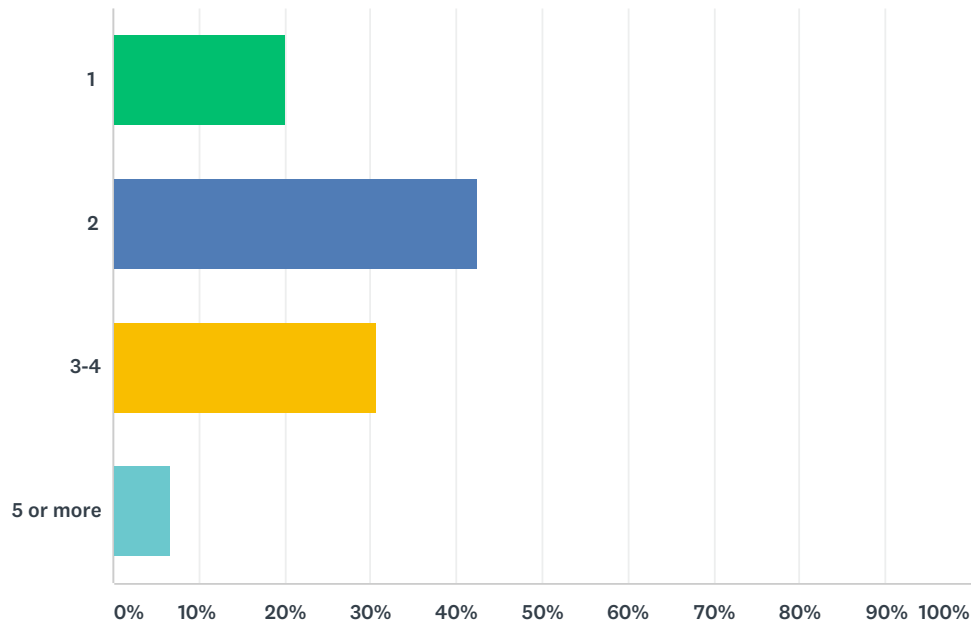
Answered: 267 Skipped: 6



ANSWER CHOICES	RESPONSES	
Single-family dwelling	97.00%	259
Townhouse or duplex	1.12%	3
Apartment	0.75%	2
Other	1.12%	3
TOTAL		267

Q7 How many people live in your household?

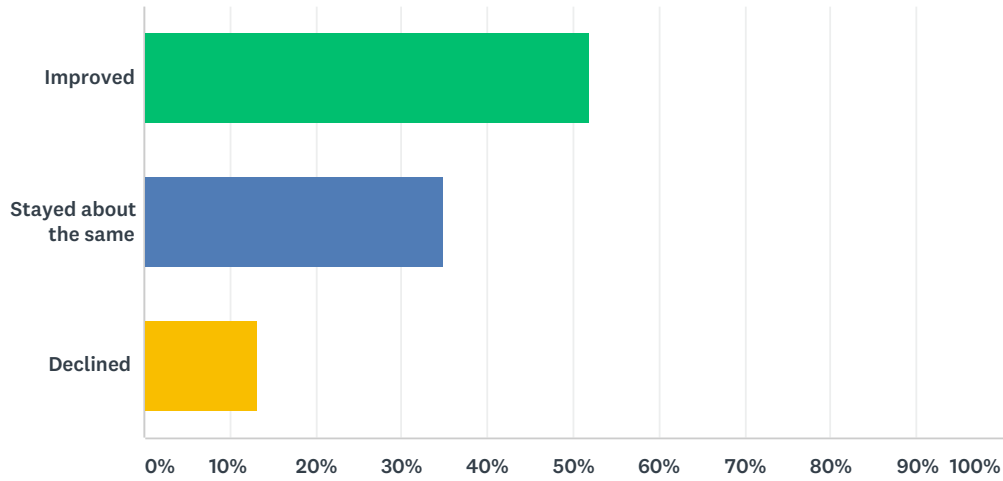
Answered: 273 Skipped: 0



ANSWER CHOICES	RESPONSES	
1	20.15%	55
2	42.49%	116
3-4	30.77%	84
5 or more	6.59%	18
TOTAL		273

Q8 Over the past years, do you believe Hazel Park's quality of life has improved, stayed about the same, or declined? Why?

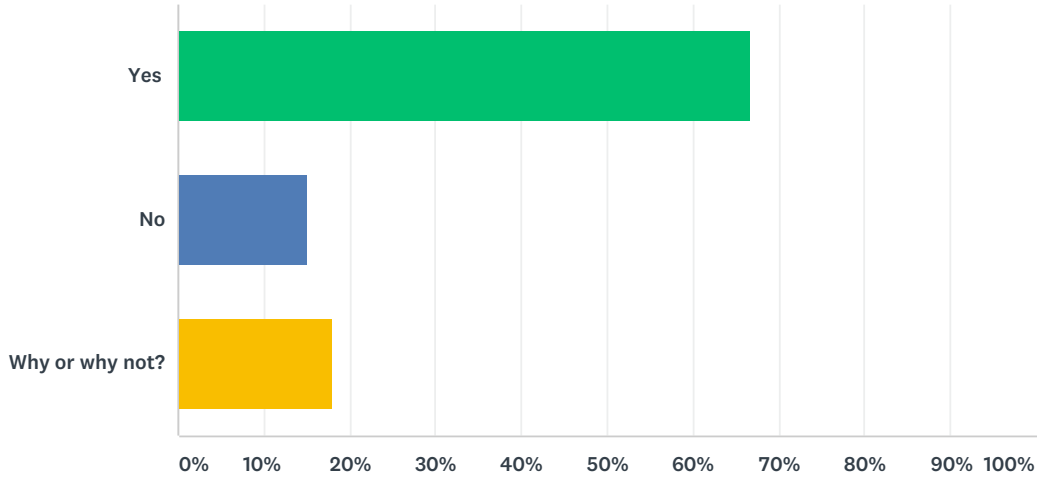
Answered: 272 Skipped: 1



ANSWER CHOICES	RESPONSES	
Improved	51.84%	141
Stayed about the same	34.93%	95
Declined	13.24%	36
TOTAL		272

Q9 Would you recommend family/friends move to or visit Hazel Park? Why?

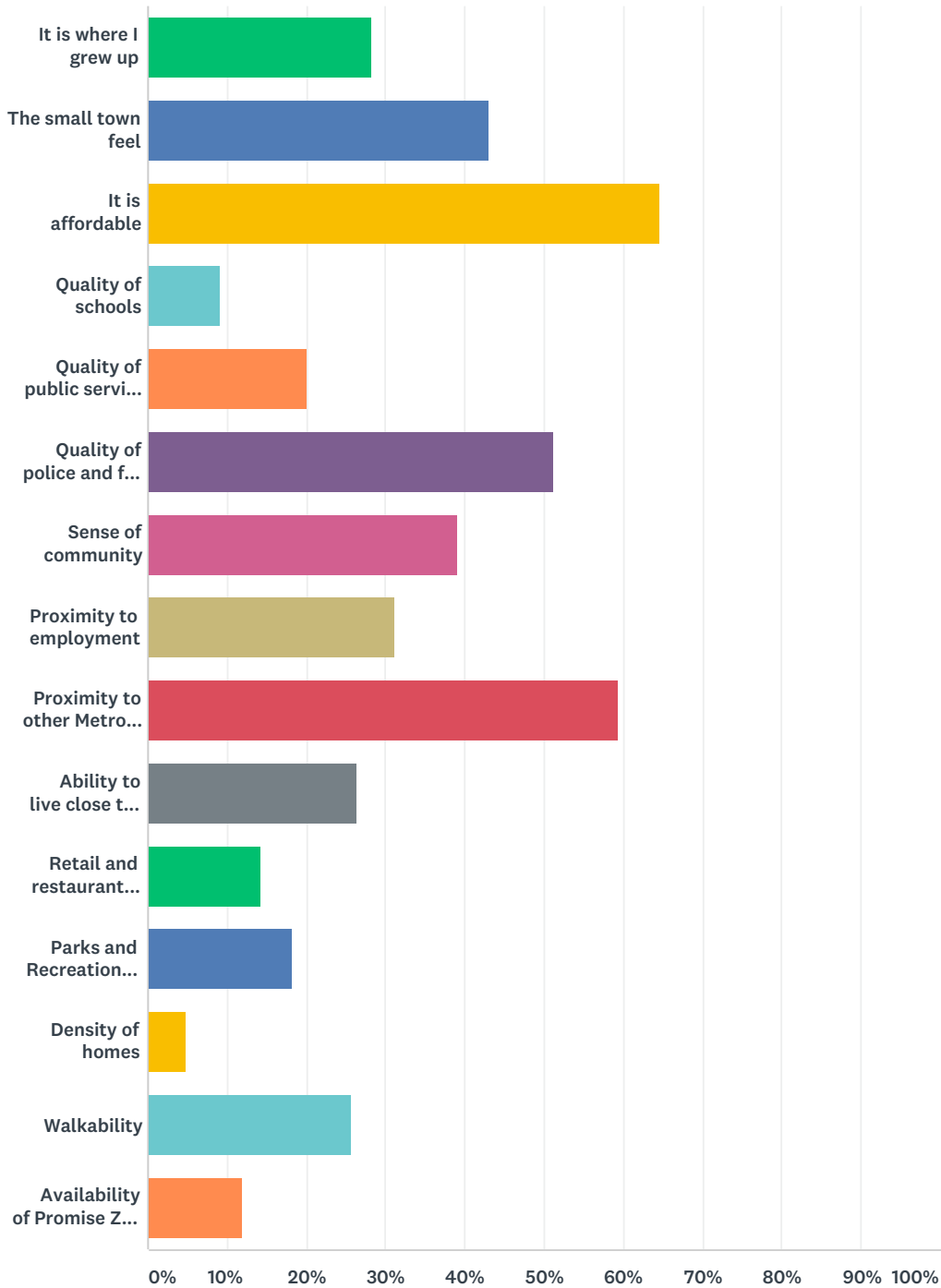
Answered: 271 Skipped: 2



ANSWER CHOICES	RESPONSES	
Yes	66.79%	181
No	15.13%	41
Why or why not?	18.08%	49
TOTAL		271

Q10 What are the things that you find most appealing about Hazel Park (check all that apply)?

Answered: 269 Skipped: 4



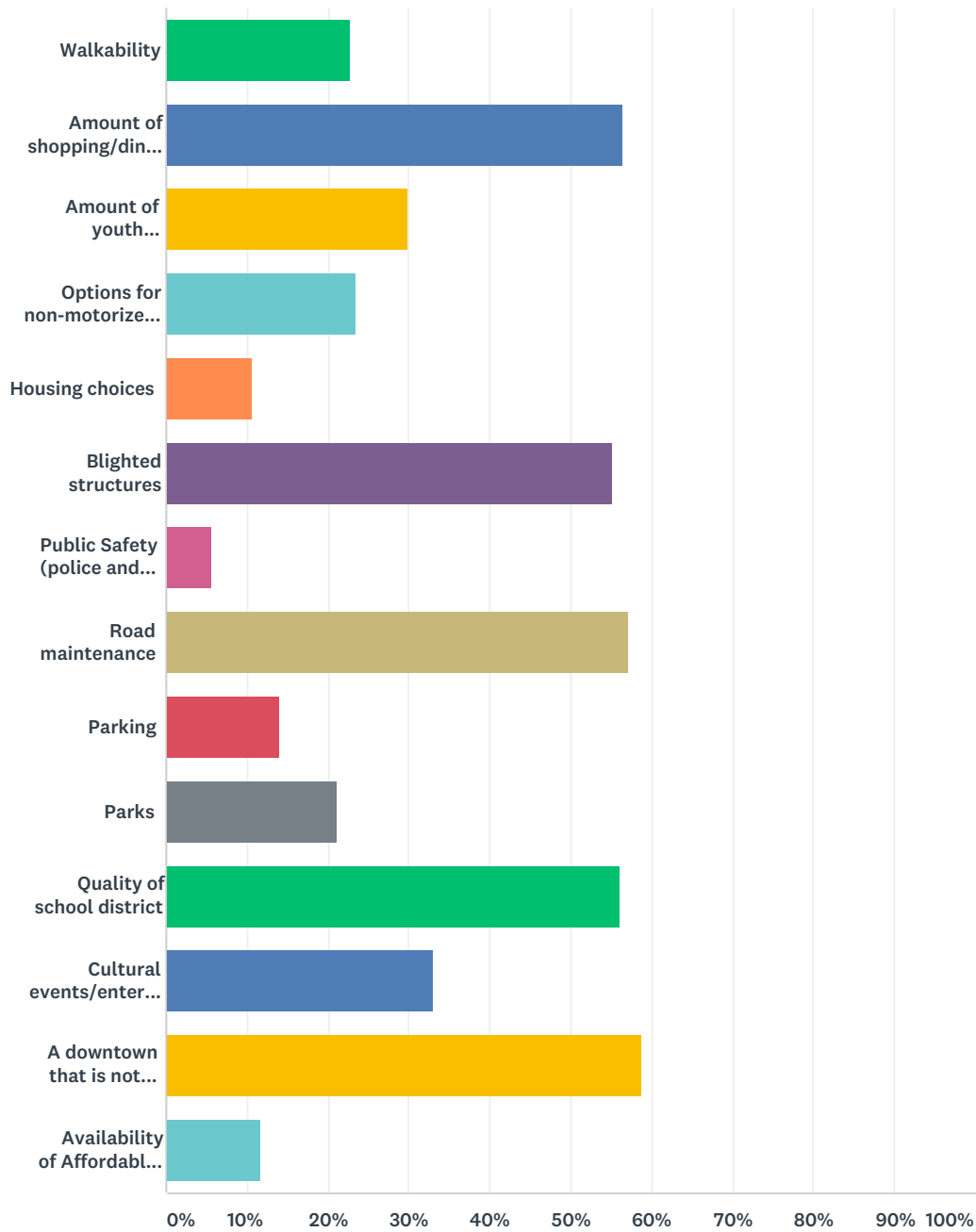
ANSWER CHOICES	RESPONSES	
It is where I grew up	28.25%	76
The small town feel	43.12%	116

Hazel Park Master Plan Amendment Survey

It is affordable	64.68%	174
Quality of schools	9.29%	25
Quality of public services (road maintenance, water, sewer services, etc.)	20.07%	54
Quality of police and fire services	51.30%	138
Sense of community	39.03%	105
Proximity to employment	31.23%	84
Proximity to other Metro Detroit areas	59.48%	160
Ability to live close to a downtown	26.39%	71
Retail and restaurant options	14.13%	38
Parks and Recreation options (including Memorial Day Parade)	18.22%	49
Density of homes	4.83%	13
Walkability	25.65%	69
Availability of Promise Zone to HP students	11.90%	32
Total Respondents: 269		

Q11 What are the negative aspects of Hazel Park (check all that apply)?

Answered: 264 Skipped: 9



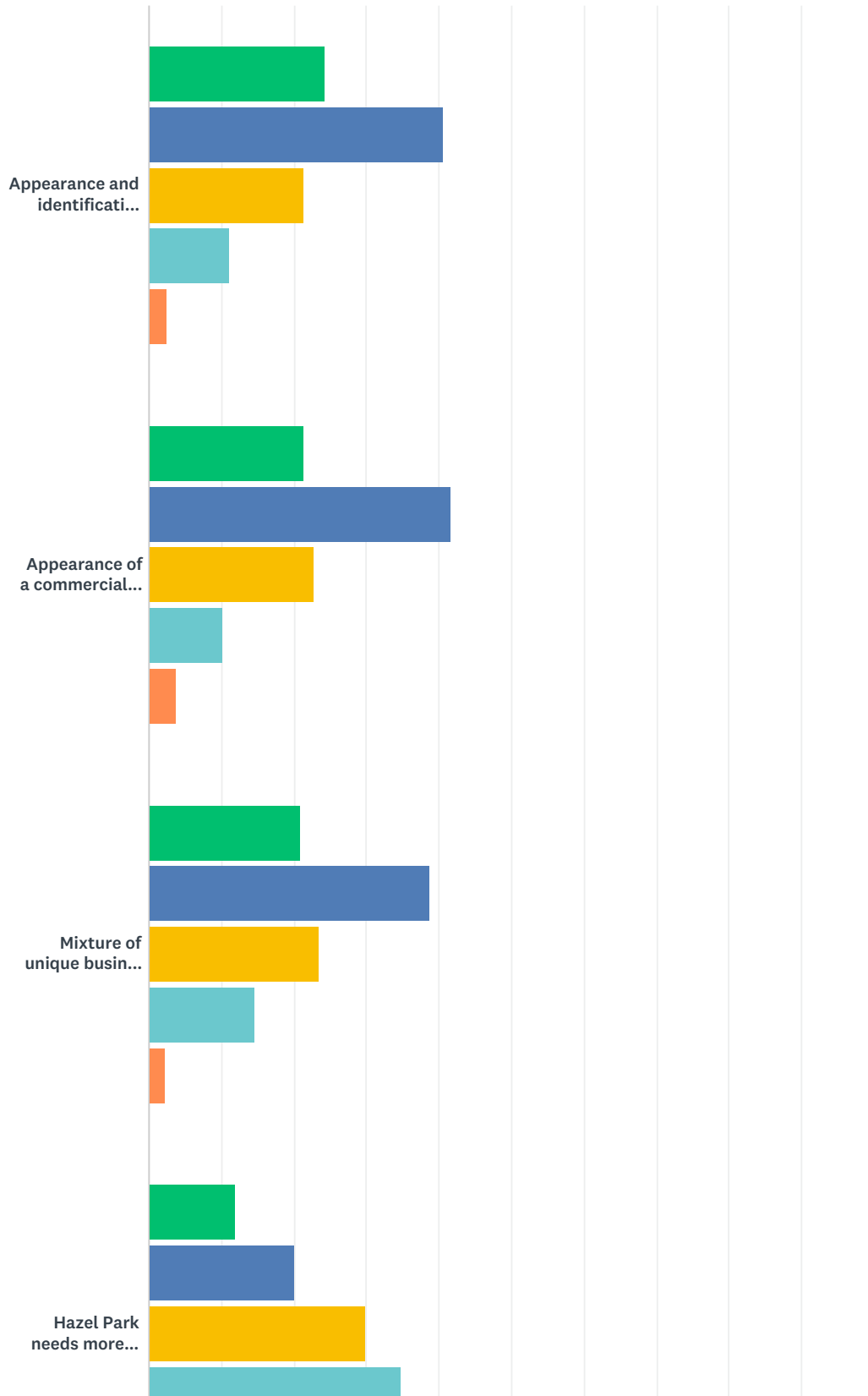
ANSWER CHOICES	RESPONSES
Walkability	22.73% 60
Amount of shopping/dining options	56.44% 149
Amount of youth activities	29.92% 79
Options for non-motorized transportation	23.48% 62
Housing choices	10.61% 28

Hazel Park Master Plan Amendment Survey

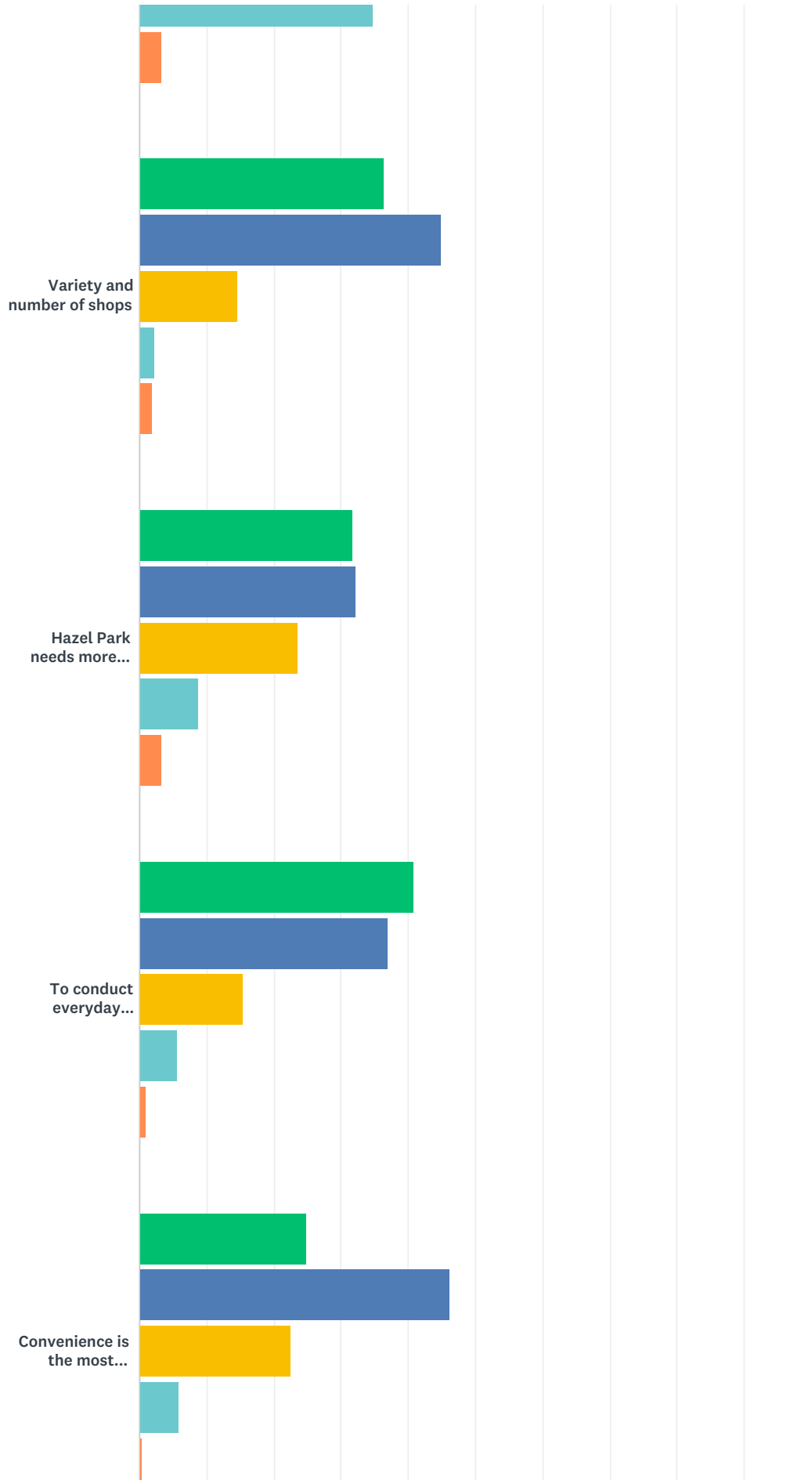
Blighted structures	55.30%	146
Public Safety (police and fire)	5.68%	15
Road maintenance	57.20%	151
Parking	14.02%	37
Parks	21.21%	56
Quality of school district	56.06%	148
Cultural events/entertainment options	32.95%	87
A downtown that is not easily identifiable	58.71%	155
Availability of Affordable Housing (subsidized housing - not just lower rent for everyone)	11.74%	31
Total Respondents: 264		

Q12 When shopping or dining, what factors impact your spending decisions?

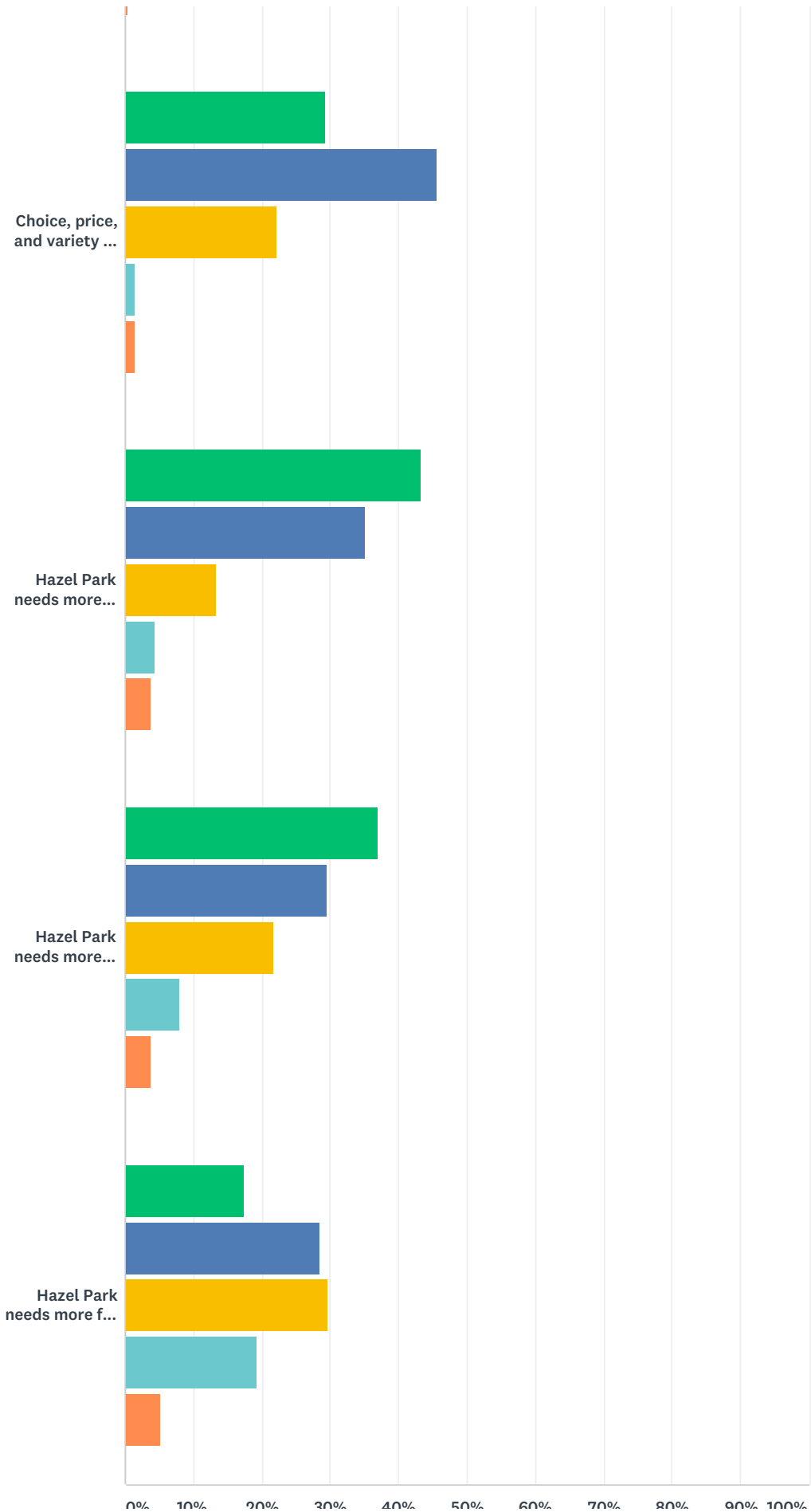
Answered: 272 Skipped: 1



Hazel Park Master Plan Amendment Survey



Hazel Park Master Plan Amendment Survey



Hazel Park Master Plan Amendment Survey



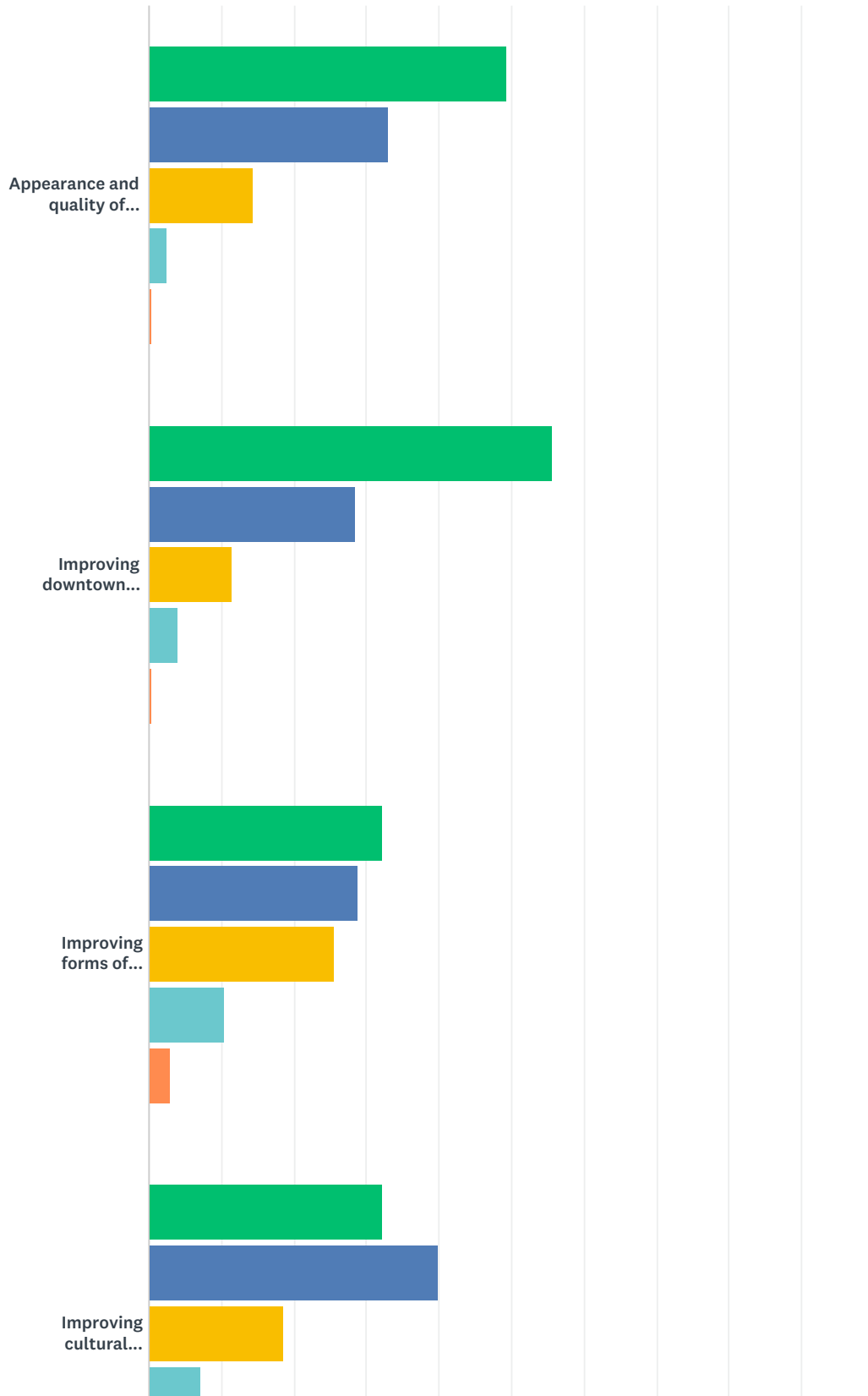
	EXTREMELY IMPORTANT/STRONGLY AGREE	IMPORTANT /AGREE	SOMEWHAT IMPORTANT/DISAGREE	NOT IMPORTANT/STRONGLY DISAGREE	NO OPINION	TOTAL
Appearance and identification of a downtown	24.35% 66	40.59% 110	21.40% 58	11.07% 30	2.58% 7	271
Appearance of a commercial business strip	21.40% 58	41.70% 113	22.88% 62	10.33% 28	3.69% 10	271
Mixture of unique business and national "name brand" stores	20.96% 57	38.60% 105	23.53% 64	14.71% 40	2.21% 6	272
Hazel Park needs more national brand stores	11.85% 32	20.00% 54	30.00% 81	34.81% 94	3.33% 9	270
Variety and number of shops	36.33% 97	44.94% 120	14.61% 39	2.25% 6	1.87% 5	267
Hazel Park needs more unique niche stores	31.85% 86	32.22% 87	23.70% 64	8.89% 24	3.33% 9	270
To conduct everyday purchases, I am willing to drive to a neighboring community due to increased number of store choices	40.74% 110	37.04% 100	15.56% 42	5.56% 15	1.11% 3	270
Convenience is the most important factor for my everyday shopping purchases	24.81% 67	46.30% 125	22.59% 61	5.93% 16	0.37% 1	270

Hazel Park Master Plan Amendment Survey

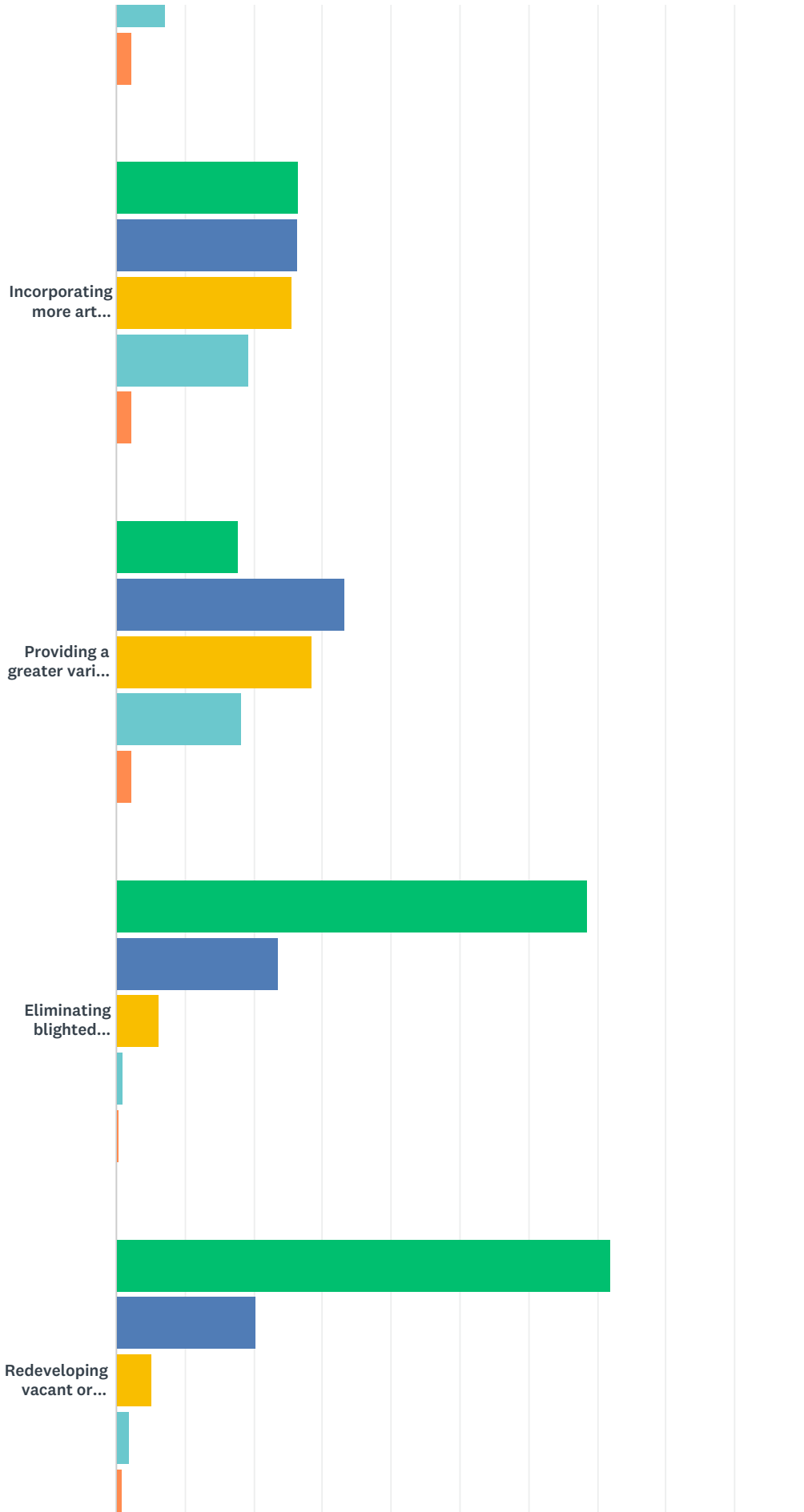
Choice, price, and variety are the most important factors for everyday shopping purchases	29.26% 79	45.56% 123	22.22% 60	1.48% 4	1.48% 4	270
Hazel Park needs more sit-down restaurants	43.28% 116	35.07% 94	13.43% 36	4.48% 12	3.73% 10	268
Hazel Park needs more affordable sit-down restaurants	37.08% 99	29.59% 79	21.72% 58	7.87% 21	3.75% 10	267
Hazel Park needs more fine dining restaurants	17.41% 47	28.52% 77	29.63% 80	19.26% 52	5.19% 14	270

Q13 How important are each of the following development priorities for Hazel Park to address over the next 5 to 10 years?

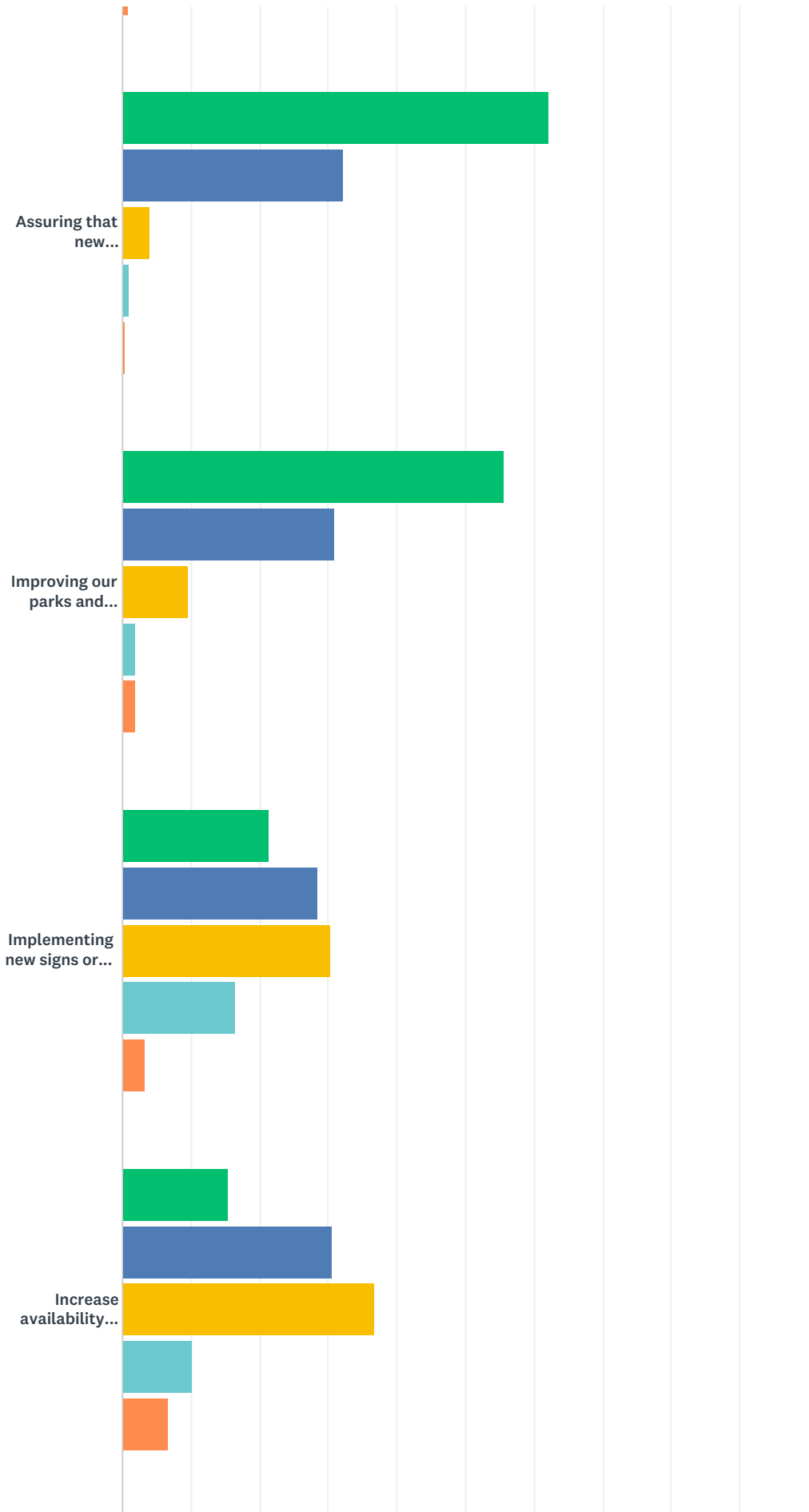
Answered: 271 Skipped: 2



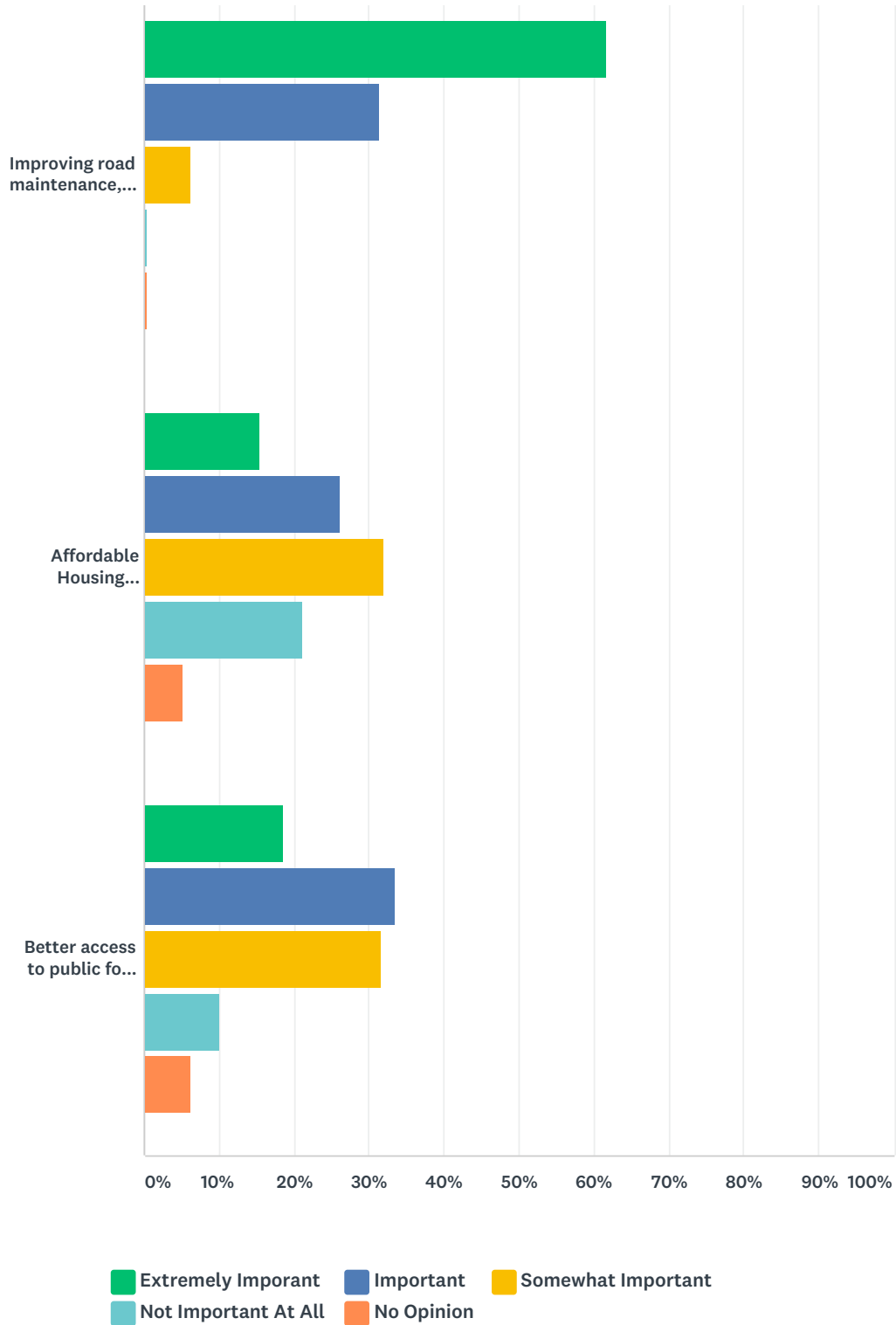
Hazel Park Master Plan Amendment Survey



Hazel Park Master Plan Amendment Survey



Hazel Park Master Plan Amendment Survey



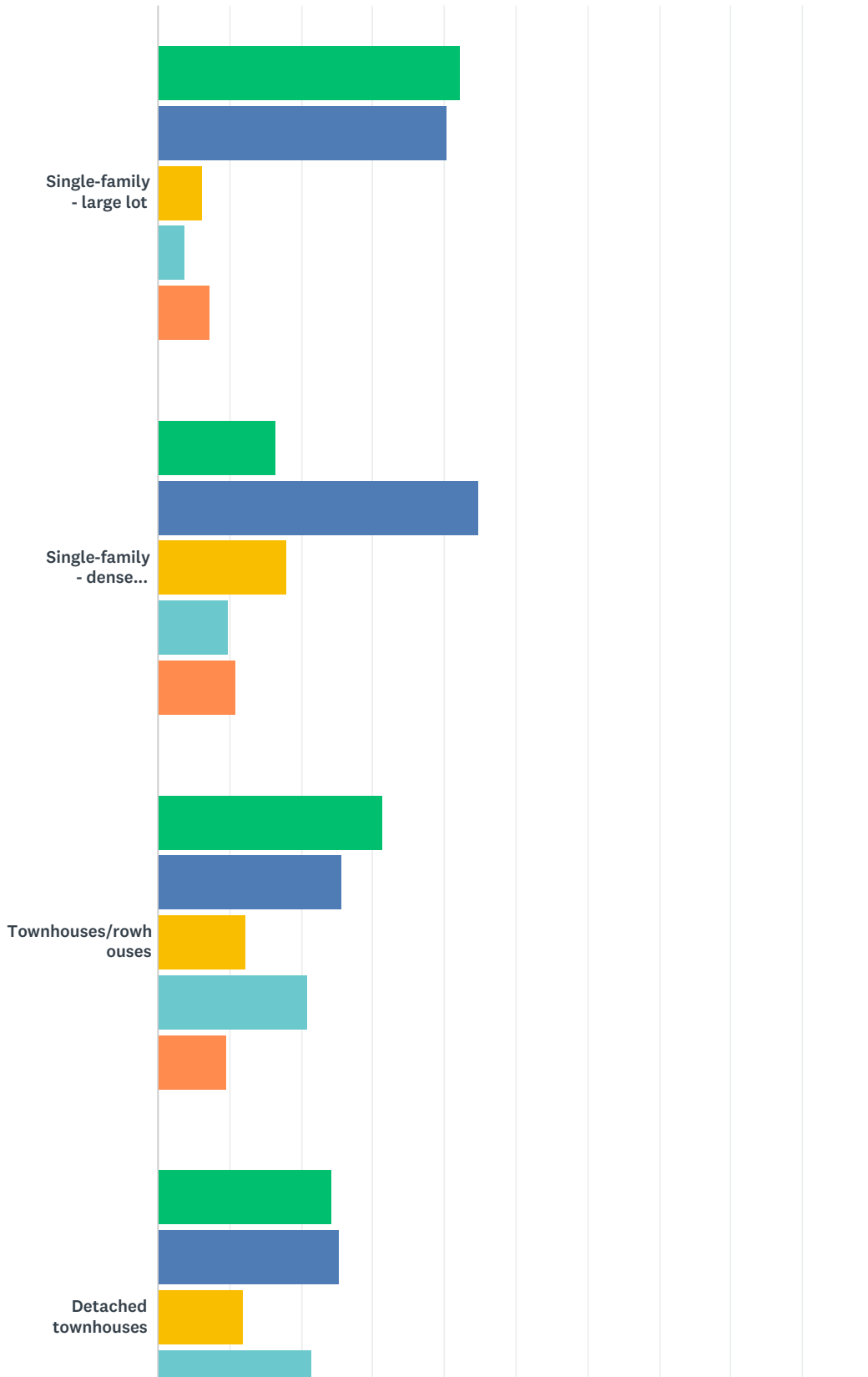
	EXTREMELY IMPORANT	IMPORTANT	SOMEWHAT IMPORTANT	NOT IMPORTANT AT ALL	NO OPINION	TOTAL
Appearance and quality of shopping/dining options	49.44% 133	33.09% 89	14.50% 39	2.60% 7	0.37% 1	269
Improving downtown vibrancy	55.56% 150	28.52% 77	11.48% 31	4.07% 11	0.37% 1	270

Hazel Park Master Plan Amendment Survey

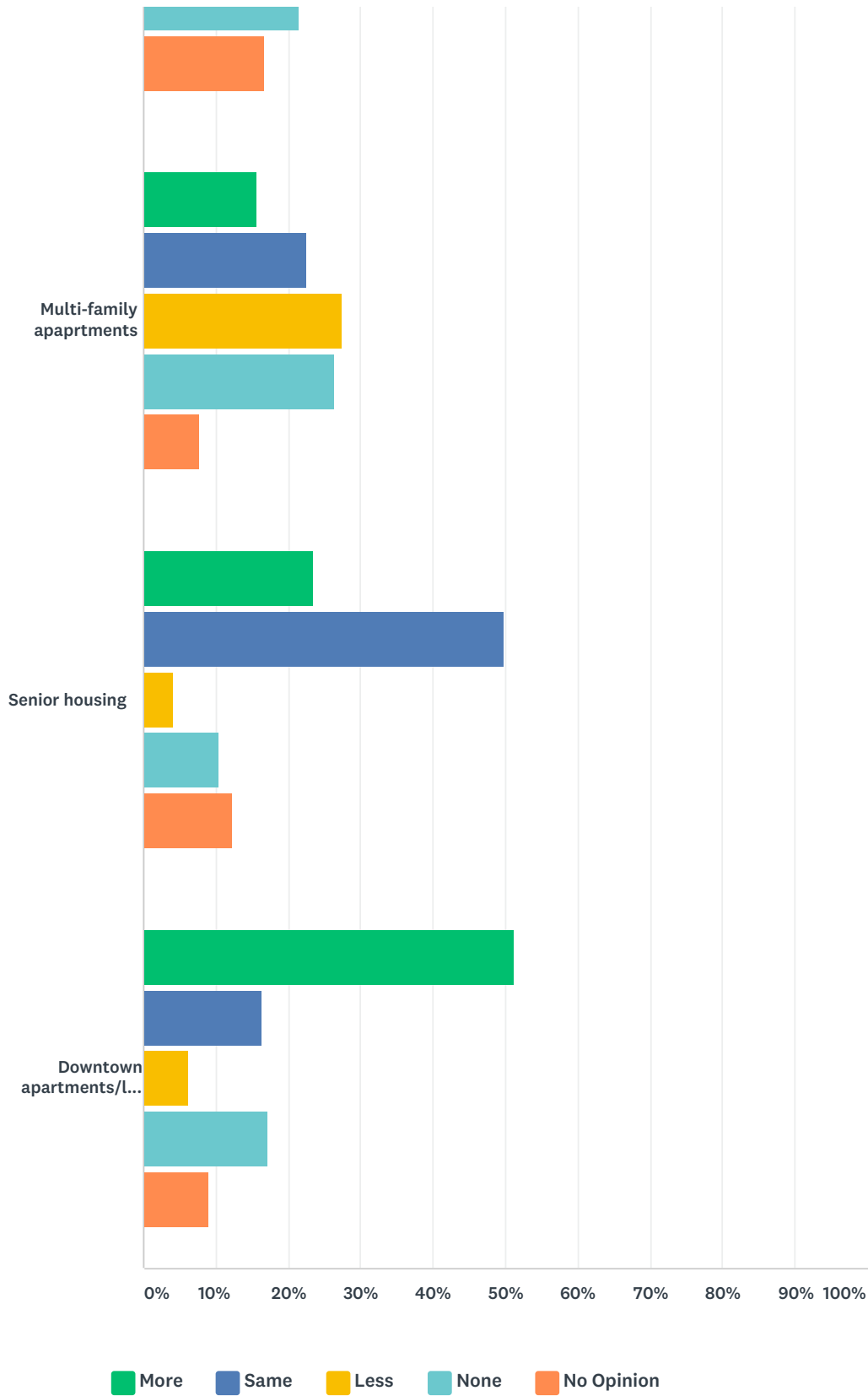
Improving forms of non-motorized transportation (bike lanes, safe walking conditions, etc.)	32.22% 87	28.89% 78	25.56% 69	10.37% 28	2.96% 8	270
Improving cultural events/entertainment options	32.22% 87	40.00% 108	18.52% 50	7.04% 19	2.22% 6	270
Incorporating more art (murals, sculpture, etc.) into public places	26.67% 72	26.30% 71	25.56% 69	19.26% 52	2.22% 6	270
Providing a greater variety of housing types	17.78% 48	33.33% 90	28.52% 77	18.15% 49	2.22% 6	270
Eliminating blighted structures	68.52% 185	23.70% 64	6.30% 17	1.11% 3	0.37% 1	270
Redeveloping vacant or underused commercial properties	71.96% 195	20.30% 55	5.17% 14	1.85% 5	0.74% 2	271
Assuring that new development/redevelopment is well-designed and attractive	62.22% 168	32.22% 87	4.07% 11	1.11% 3	0.37% 1	270
Improving our parks and providing more activities for children	55.72% 151	31.00% 84	9.59% 26	1.85% 5	1.85% 5	271
Implementing new signs or gateways as people enter Hazel Park	21.40% 58	28.41% 77	30.26% 82	16.61% 45	3.32% 9	271
Increase availability of senior housing	15.50% 42	30.63% 83	36.90% 100	10.33% 28	6.64% 18	271
Improving road maintenance, infrastructure, etc.	61.62% 167	31.37% 85	6.27% 17	0.37% 1	0.37% 1	271
Affordable Housing (subsidized housing - not just lower rents for everyone)	15.50% 42	26.20% 71	32.10% 87	21.03% 57	5.17% 14	271
Better access to public forms of transportation (for example, SMART bus)	18.59% 50	33.46% 90	31.60% 85	10.04% 27	6.32% 17	269

Q14 For each type of housing listed below, please indicate how much new development you feel the City needs in the next 5 - 10 years.

Answered: 272 Skipped: 1



Hazel Park Master Plan Amendment Survey



	MORE	SAME	LESS	NONE	NO OPINION	TOTAL
Single-family - large lot	42.22% 114	40.37% 109	6.30% 17	3.70% 10	7.41% 20	270
Single-family - dense development	16.54% 44	44.74% 119	18.05% 48	9.77% 26	10.90% 29	266

Hazel Park Master Plan Amendment Survey

Townhouses/rowhouses	31.34% 84	25.75% 69	12.31% 33	20.90% 56	9.70% 26	268
Detached townhouses	24.25% 65	25.37% 68	11.94% 32	21.64% 58	16.79% 45	268
Multi-family apartments	15.61% 42	22.68% 61	27.51% 74	26.39% 71	7.81% 21	269
Senior housing	23.42% 63	49.81% 134	4.09% 11	10.41% 28	12.27% 33	269
Downtown apartments/lofts	51.30% 138	16.36% 44	6.32% 17	17.10% 46	8.92% 24	269

Q15 Please provide any additional information or concerns you may have below.

Answered: 92 Skipped: 181